

GRAMMAR SCHOOL ENTRANCE TESTS

FAMILIARISATION GUIDE

This guide tells you about the different types of questions you will be asked when you take the test for real. It will also help you to understand how to use an answer sheet correctly.

You may print copies of this book, for your own use, to practise answering questions and marking your answers on the answer sheet.

COMPREHENSION

What equipment are you allowed to use in the test?

You will be allowed to use these things in the test:

- an HB pencil
- a rubber
- a pencil sharpener

You will **NOT** be able to use any of the following things in the test:

- a ruler
- a calculator
- scrap paper
- a protractor
- a mobile phone
- a camera
- a watch
- any electronic devices
- recording equipment or study notes

Please note: practice materials available in book shops or for sale on the Internet are not genuine CEM resources. This guide is the only official CEM resource available for this assessment.

The test booklets

In the real test, you will be asked to work through **two** question booklets.

You must read the questions in these booklets and then mark your answers on a separate answer sheet. Examples of these booklets and answer sheets are included towards the end of this guide.

A question booklet will look like this.

Booklet serial number: **1**

CEM
Centre for Evaluation & Monitoring

Selective School Assessment for 2023 Entry

Booklet One

Write your full name here:

WARNING: THIS PAPER AND ITS CONTENTS ARE COPYRIGHT PROTECTED. ANY UNAUTHORISED REPRODUCTION, MODIFICATION, TRANSMISSION OR PUBLICATION OF THIS PAPER OR ANY CONTENT CONTAINED HEREIN IS ILLEGAL. THE COPYRIGHT HOLDER RESERVES THE RIGHT TO TAKE FORMAL LEGAL ACTION AGAINST ANYONE FOUND IN BREACH OF THIS WARNING. SUCH ACTION MAY GIVE RISE TO CIVIL PENALTY OR CRIMINAL PROSECUTION.

DO NOT OPEN THIS BOOKLET UNTIL YOU ARE TOLD TO DO SO

Copyright © 2022 CEM. All Rights Reserved.







You will be asked to write your name on the front cover of the question booklet.

The name box on the question booklet will look like this. Practise writing your name in this box now.

The answer sheets

The answer sheet will have your name and some information about you already printed on it. Check that the information shown is correct.

Selective School Assessment for 2023 Entry

	Exam No: _____ DfE Number: _____
	Name: _____ Gender: _____
	Date of Birth: _____ Date of Test: _____
	Current School: _____
	Venue: _____
Session: _____	
Please write your name here:	Instructions 1. Check that you are marking the answer for the correct question number. 2. Mark ONE answer only for each question on this answer sheet. 3. Use an HB pencil and rub out any errors thoroughly.
Do not write outside the box.	
Remember, you must mark the answers the RIGHT way like this:  For example,  -B- -C- -D-	
Comprehension Examples page 2 i  -B- -C- -D- ii -A- -B- -C- -D-	Word Choice Examples page 12 i -A-  -C- -D- -E- ii -A- -B- -C- -D- -E-
Questions page 4 1 -A- -B- -C- -D- page 5 2 -A- -B- -C- -D- 3 -A- -B- -C- -D- 4 -A- -B- -C- -D- 5 -A- -B- -C- -D- page 6 6 -A- -B- -C- -D- 7 -A- -B- -C- -D- 8 -A- -B- -C- -D- 9 -A- -B- -C- -D- page 7 10 -A- -B- -C- -D- 11 -A- -B- -C- -D- 12 -A- -B- -C- -D- page 8 13 -A- -B- -C- -D- 14 -A- -B- -C- -D- 15 -A- -B- -C- -D- 16 -A- -B- -C- -D- page 9 17 -A- -B- -C- -D- 18 -A- -B- -C- -D- 19 -A- -B- -C- -D- 20 -A- -B- -C- -D- page 10 21 -A- -B- -C- -D- 22 -A- -B- -C- -D- 23 -A- -B- -C- -D- 24 -A- -B- -C- -D-	Questions page 13 1 -A- -B- -C- -D- -E- 2 -A- -B- -C- -D- -E- 3 -A- -B- -C- -D- -E- 4 -A- -B- -C- -D- -E- 5 -A- -B- -C- -D- -E- 6 -A- -B- -C- -D- -E- page 14 8 -A- -B- -C- -D- -E- 9 -A- -B- -C- -D- -E- 10 -A- -B- -C- -D- -E- 11 -A- -B- -C- -D- -E- 12 -A- -B- -C- -D- -E- 13 -A- -B- -C- -D- -E- page 15 15 -A- -B- -C- -D- -E- 16 -A- -B- -C- -D- -E- 17 -A- -B- -C- -D- -E- 18 -A- -B- -C- -D- -E- 19 -A- -B- -C- -D- -E- 20 -A- -B- -C- -D- -E- 21 -A- -B- -C- -D- -E- page 16 22 -A- -B- -C- -D- -E- 23 -A- -B- -C- -D- -E- 24 -A- -B- -C- -D- -E- 25 -A- -B- -C- -D- -E- 26 -A- -B- -C- -D- -E- 27 -A- -B- -C- -D- -E- 28 -A- -B- -C- -D- -E-
Pictures 1 Examples page 18 i  -B- -C- -D- -E- -F- ii -A- -B- -C- -D- -E- -F-	
Questions page 20 1 -A- -B- -C- -D- -E- -F- 2 -A- -B- -C- -D- -E- -F- 3 -A- -B- -C- -D- -E- -F- page 21 4 -A- -B- -C- -D- -E- -F- 5 -A- -B- -C- -D- -E- -F- 6 -A- -B- -C- -D- -E- -F- page 22 7 -A- -B- -C- -D- -E- -F- 8 -A- -B- -C- -D- -E- -F- 9 -A- -B- -C- -D- -E- -F- page 23 10 -A- -B- -C- -D- -E- -F- 11 -A- -B- -C- -D- -E- -F- 12 -A- -B- -C- -D- -E- -F- page 24 13 -A- -B- -C- -D- -E- -F- 14 -A- -B- -C- -D- -E- -F- 15 -A- -B- -C- -D- -E- -F- page 25 16 -A- -B- -C- -D- -E- -F- 17 -A- -B- -C- -D- -E- -F- 18 -A- -B- -C- -D- -E- -F- page 26 19 -A- -B- -C- -D- -E- -F- 20 -A- -B- -C- -D- -E- -F- 21 -A- -B- -C- -D- -E- -F-	
Copyright © 2022 CEM. All Rights Reserved.	


An answer sheet will look like this.

You should tell an adult if there are any mistakes on your sheet, or the information is missing.

If you have to write the information on the sheet, do this neatly and carefully. Ask an adult if you need help.

If you have to write your date of birth on the sheet, take care to write your actual date of birth and **NOT** the date you are taking the test.

You will be asked to write your name here, in the small box.

	Exam No: _____ DfE Number: _____
	Name: _____ Gender: _____
	Date of Birth: _____ Date of Test: _____
	Current School: _____
	Venue: _____
Session: _____	
Please write your name here:	Instructions 1. Check that you are marking the answer for the correct question number. 2. Mark ONE answer only for each question on this answer sheet. 3. Use an HB pencil and rub out any errors thoroughly.
Do not write outside the box.	

Information about using the question booklets

Each page of the question booklet will have information to help you shown on it.


- The page number is in the top corner of each page.
- The title of each section is shown on the top line of each page.

Page


5

Comprehension

Instructions at the bottom of the pages include the following symbols and words to explain what you need to do:



Time allowed for the section



Go to the next page



Do not turn the page until you are told to do so



Stop working and await instructions

You will also be given instructions about what to do before the test starts by a voice recording, which may be played through a CD player or a computer. Sometimes an adult in the room may read the instructions to you.

What kinds of question are in the question booklets?

In the test, it will take about an hour to answer the questions in each booklet.

There are a number of sections in each booklet. You may be asked questions about reading, sentences, words and their meanings, mathematics and you will also be asked to solve some shape puzzles.

Each section starts with some examples, showing how to answer the different types of questions.


Example questions are numbered using Roman numerals from i up to vi.

Roman numeral	number
i	1
ii	2
iii	3
iv	4
v	5
vi	6

Please note, these numbers will be read out on the voice recording as 'one', 'two', 'three' etc.

Within each section, you can look back to the example page as often as you wish.

The time available to answer the questions is shown at the start of each section, at the bottom of the example page.



You have 20 minutes for this section.

How to answer the questions

The heading of the section you are working on in the question booklet will be the same on the answer sheet.

Comprehension

Instructions

Carefully read through the passage of writing.
Answer the questions that follow.
Mark your answer on the answer sheet by choosing one of the options A - D.

Example Passage

The girl walked through the bluebells in the wood.
The birds sang.

Example i.

Where did the girl walk?

A In the wood
B In a field
C On the pavement
D On the beach

The correct answer is: **A** In the wood

The answer A has been marked for you on your answer sheet.

Example ii.

Who sang?

A The girl
B The boy

Comprehension Examples

i	A	B	C	
ii	A	B	C	D

page 11

1	A	B	C	D
---	---	---	---	---

page 12

2	A	B	C	D
3	A	B	C	D
4	A	B	C	D
5	A	B	C	D

page 13

6	A	B	C	D
7	A	B	C	D

You must make sure that you mark your answers in the **CORRECT SECTION** of the answer sheet.

Comprehension Examples

i	A	B	C	D
ii	A	B	C	D

page 9

Questions

1	A	B	C	D
---	---	---	---	---

page 12

2	A	B	C	D
3	A	B	C	D
4	A	B	C	D
5	A	B	C	D

page 13

6	A	B	C	D
7	A	B	C	D

The rows on the answer sheet are arranged to match the pages of the question booklet.

The green text tells you on which page the questions appear in the question booklet.

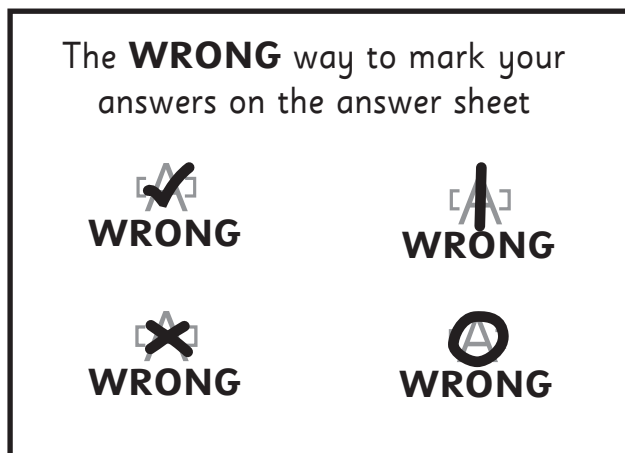
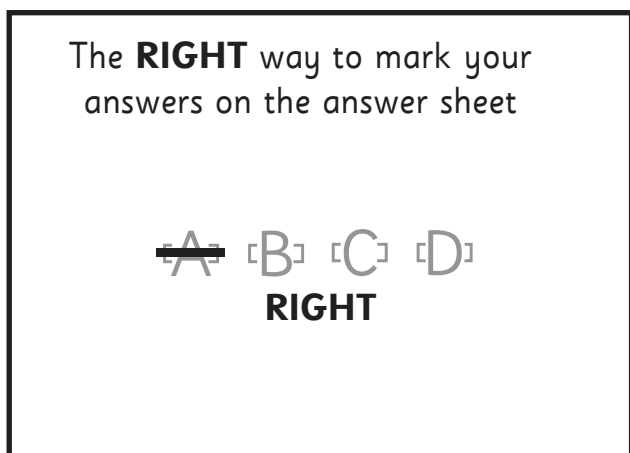
Use this information to check that you are marking your answer in the correct place.

Take care!

If you miss out an answer, remember to leave a gap and mark your next answer on the correct line.

Remember:

- In the real test, you will be given a separate answer sheet for each question booklet.
- You **DO NOT** mark your answers in the question booklet. Following the real test, a computer is used to mark your answer sheets, your question booklets will not be marked, so it is not a good use of your time to be writing answers into the question booklets.
- Mark your answers carefully with one straight line, using a pencil



- Mark only one answer on each line.
- If you don't know an answer, move on, but take care to mark your next answer on the correct line.
- If you make a mistake, or change your mind, rub out your answer carefully and clearly mark the new answer.

What will a Comprehension section be like?

The Comprehension section tests your ability to read a passage of text and use the information contained within it to help you answer questions about the passage.

Comprehension questions: Examples

- At the beginning of the Comprehension exercise, there is a very short example passage followed by two example questions.

Instructions

Carefully read through the passage of writing.

Answer the questions that follow.

Mark your answer on the answer sheet by choosing one of the options A - D.

Example Passage

The girl walked through the bluebells in the wood.

The birds sang.

Example i.

Where did the girl walk?

- A** In the wood
- B** In a field
- C** On the pavement
- D** On the beach

The correct answer is: **A** In the wood

The answer A has been marked for you on your answer sheet.

Example ii.

Who sang?

- A** The girl
- B** The boy
- C** The policeman
- D** The birds

The correct answer is: **D** The birds

Mark the box with the letter D on your answer sheet.


- In order to answer the questions in the main Comprehension exercise section, you first need to read the passage called 'Discovering Japan' on pages 10 and 11. Once you have done this, you must move on to answering the questions.

How long will you have to answer the Comprehension questions?

You must read the passage quickly and carefully before answering the questions on the following pages.

- You will have 15 minutes to do this.
- There are almost two pages of text to read.
- There are 25 questions to answer in this exercise.
- Each question is followed by 4 possible answers.
- The answers to choose from are labelled A, B, C and D.

In the real test you will be told how long you have to answer the questions in a section by a message in the question booklet like this:



You have **15** minutes for this section.

- The recorded voice instructions will also provide you with a reminder.

Helpful things to remember

- Read the question, look back at the passage for information, then use this information to help you choose the correct answer.
- When you have answered, move quickly to the next question. You will not be asked to move on by the voice recording or an adult in the room.
- The questions are arranged in order so that the information you need to answer the earlier questions is found near the beginning of the passage. The information you need to answer the later questions is likely to be found towards the end of the passage.
- In order to answer some of the more challenging questions, you will have to think carefully and use the clues you have gathered from the text as a whole before giving your answer.
- If you are unable to answer a question, move on to the next question. If you have time at the end you can always come back and try again.

Take care!

- If you miss a question out, remember to mark the answer to the next question on the correct line of your answer sheet.

Instructions

Carefully read through the passage of writing.

Answer the questions that follow.

Mark your answer on the answer sheet by choosing one of the options A - D.

Example Passage

The girl walked through the bluebells in the wood.

The birds sang.

Example i.

Where did the girl walk?

- A** In the wood
- B** In a field
- C** On the pavement
- D** On the beach

The correct answer is: **A** In the wood

The answer A has been marked for you on your answer sheet.


Example ii.

Who sang?

- A** The girl
- B** The boy
- C** The policeman
- D** The birds

The correct answer is: **D** The birds

Mark the box with the letter D on your answer sheet.



You have **15** minutes for this section.

DO NOT turn this page until you are told to do so.



Discovering Japan

Japan is an exciting and beautiful country which is situated in the Far East, off the Chinese coastline. It is found within a group of islands that are referred to as the 'ring of fire'. These are a series of active volcanoes, in a horseshoe-shaped formation, lining the edge of the Pacific Ocean. Seismic activity results in frequent earthquakes, to the extent that Japanese children require special drills at school to teach them how to keep safe in such an event. The earthquakes are not the only danger. The shockwaves often cause dangerous tsunamis (gigantic waves) that can literally wash a whole village away. This volcanic activity, however, has shaped Japan's stunning natural landscape. The nation sprawls across four large islands and over several thousand smaller ones. These islands are characterised by towering snow-capped mountains, smouldering volcanoes, heavenly lakes and thick, dense forests. Whilst the climate is as temperate as Europe, the region is often hit by intense typhoons which can be powerful enough to tear up trees and destroy buildings. Beautiful though this landscape is, the unforgiving nature of the environment makes much of it uninhabitable, forcing the population of Japan to squeeze into densely populated cities.

Tokyo is the capital of Japan (replacing the former capital, Kyoto) and is a global economic powerhouse with an annual spending power of over one trillion US dollars. Home to over 35 million people, it is referred to as a 'megapolis' and is a very densely populated city. It is also one of the world's safest cities, with very low crime rates. This is because the Japanese have a strong sense of community and sharing, where equality and good deeds are prized above getting rich. From afar, the view of Tokyo is dominated by huge, modern, quake-resistant skyscrapers and people travel around the city using a sophisticated network of subways, overhead trains and superfast monorails. Amazingly, Tokyo has been almost completely rebuilt twice in the last century due to earthquakes and warfare.

Go to the next page.




Japan is famous for leading the world in scientific and technological developments, particularly in fields such as motoring, electronics and robotics. Japan owns more than half of the world's robotic creations (most of which assist in factories), even developing human-like models that speak with mechanical voices. Engineering is another field of expertise for the Japanese. Tokyo, for instance, has been built to be as earthquake-proof as possible. Buildings shake from side to side rather than collapsing, preventing damage in the event of earthquakes. Space exploration is also a national goal, and plans to go to the planets Mercury and Venus, as well as to build a base for humans on the moon, are currently in development.

Japanese culture is also popular with western audiences. Manga, for example, is a type of comic book with colourful, imaginative stories that are popular with all ages. Related to this is anime, a type of Japanese cartoon programme based on the stories from manga. Even elements of Japan's history feature in western films and literature. Characters based on samurai warriors and deadly ninjas are becoming increasingly popular with western writers. Finally, Japanese martial arts, such as karate, kendo and judo are now practised around the world. These are popular because of their focus on the strength of the mind as well as the strength of the body.

From its powerful, natural landscape and modern super-cities to its visions of space travel and modern robotics, Japan truly is a fascinating country of contrasts. Its technological, scientific and cultural achievements have helped shape the modern world into what it is today and will no doubt continue to do so for many years to come.

- 1** According to paragraph 1, where specifically is Japan located?
- A** Within an active volcano, in the Far East of the Pacific Ocean
 - B** The eastern edge of the Pacific Ocean beneath a ring of active volcanoes
 - C** In the Far East, encircled by volcanoes and islands in the Pacific Ocean
 - D** On a horseshoe-shaped island in China, called the ring of fire

Go to the next page.



2 Why is the area referred to as 'the ring of fire'?

- A The area that surrounds Japan has many active volcanoes.
- B The area forms a perfect ring of inactive volcanoes.
- C The islands that make up the horseshoe are always on fire.
- D The reflection of erupting volcanoes in the ocean makes the region look as though it is on fire.

3 Which natural hazard do Japanese school children receive special drills in?

- A Typhoons
- B Earthquakes
- C Volcanic eruptions
- D Tsunamis

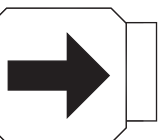
4 What does paragraph 1 mean when it refers to 'seismic activity'?

- A Activity caused by intense weather and storms
- B Activity caused by gigantic waves and tsunamis
- C Activity caused by volcanoes, earthquakes and shockwaves
- D Activity caused by climate change

5 Which of the following is **NOT** a hazard affecting the country of Japan?

- A Earthquakes
- B Tsunamis
- C Intense typhoons
- D A temperate climate

Go to the next page.



6 According to paragraph 1, which geographical features are typical of Japan?

- A** Volcanoes, canyons and snow
- B** Volcanoes, forests and lakes
- C** Lakes, rivers and volcanoes
- D** Snow-capped mountains, canyons and rivers

7 Paragraph 1 describes Japan as 'beautiful' but 'unforgiving'. What does this mean?

- A** The landscape is naturally beautiful but the environment makes it dangerous to inhabit.
- B** The 'ring of fire' is beautiful but the typhoons it causes are unforgiving.
- C** The islands are very dangerous and the climate makes it too hot to live in.
- D** Japan is beautiful but tsunamis, typhoons and earthquakes make it impossible to live in.

8 What is the name of the capital city of Japan?

Option 1: Anime

Option 2: Tokyo

Option 3: Kyoto


Option 4: Megalopolis

- A** Option 1 only
- B** Option 2 only
- C** Options 2 and 3 only
- D** Options 2, 3 and 4 only

9 Tokyo is described as an 'economic powerhouse' in paragraph 2. What does this mean?

- A** The city generates a vast amount of money.
- B** The storms and volcanoes allow the city to generate its own electricity.
- C** It is densely populated by rich people.
- D** Tokyo is the richest city in the world.

Go to the next page.



Comprehension

- 10** Tokyo is described as one of the world's safest cities. What reason is given for this in paragraph 2?
- A** The city is so crowded that it is hard for criminals to commit crimes.
 - B** Community safety is prized above all else in Japan.
 - C** People become rich quickly and so there is no incentive to break the law.
 - D** Japan promotes community and good deeds rather than crime and money making.
- 11** According to paragraph 1, why are the Japanese people crowded into cities?
- A** Because Japanese cities are so rich
 - B** Because crime is higher outside of cities
 - C** Because much of Japan's countryside is unsuitable to live in
 - D** Because cities are not affected by earthquakes or tsunamis
- 12** What does the author mean by the term 'megalopolis' in paragraph 2?
- A** A city that is large and densely populated
 - B** A city that makes a lot of money
 - C** A city that is safe from the effects of earthquakes, typhoons and tsunamis
 - D** A city that is very easy to travel around
- 13** 'People travel around the city using a sophisticated network of subways, overhead trains and superfast monorails.' What does the word sophisticated mean in this context?
- A** Expensive
 - B** Complex
 - C** Fast
 - D** Noisy

Go to the next page.



14 According to paragraph 2, which features characterise Tokyo when viewed from a distance?

- A** Volcanoes
- B** Subways
- C** Skyscrapers
- D** None of the above

15 According to the passage, what is especially amazing about Tokyo?

- A** The fact that it has been completely rebuilt twice
- B** That such a large city has such an efficient transport network
- C** That the city is completely earthquake-proof
- D** That such a densely populated city is crime free


16 Tokyo is an anagram of Kyoto. What is an anagram?

- A** A word that sounds like another word
- B** A word that has the same meaning as another word
- C** A word that uses the same letters in a different order as another word
- D** A word that comes from the same language as another word

17 According to paragraph 3, which areas has Japan helped to advance?

- A** Economics, science and seismic activity
- B** Cars, robotics and engineering
- C** Space travel, earthquake-proofing and interactive robots
- D** Engineering, science and climate control

Go to the next page.



- 18** Which of the following has Japan **NOT** yet achieved?
- A** Talking robots
 - B** Earthquake-resistant buildings
 - C** Advanced developments in science and technology
 - D** Exploration of other planets
- 19** Where does Japan hope to establish a new base?
- A** The moon
 - B** China
 - C** Kyoto
 - D** Venus
- 20** What is special about Japan's human-like robots?
- A** They aid in the development of the space programme.
 - B** They help develop the fields of science and technology.
 - C** They can talk and interact.
 - D** They assist in factories.
- 21** What happens to buildings in Japan during an earthquake?
- A** They shake before they collapse.
 - B** They shake rather than collapse.
 - C** They collapse quickly to prevent damage to nearby buildings.
 - D** Nothing happens because they are earthquake-proof.

Go to the next page.



- 22** According to the passage, which of the following are now popular in Europe thanks to Japanese culture?
- A** Space travel, talking robots and fast cars
 - B** Manga, martial arts and anime
 - C** Manga, anime and robotics
 - D** Martial arts, space exploration and engineering
- 23** What is the relationship between manga and anime?
- A** One is based upon the other.
 - B** Both originated outside of Japan.
 - C** They are both types of Japanese books.
 - D** They appeal only to people in Japan.
- 24** According to the passage, which elements of Japanese history have influenced European culture?
- A** The destruction and re-construction of Tokyo
 - B** The natural disasters that often devastate Japanese islands
 - C** Japanese military history and the samurai warriors
 - D** Samurai warriors and ninjas
- 25** What does the final paragraph mean by 'Japan truly is a fascinating country of contrasts'?
- A** It has beautiful countryside and dense urban areas.
 - B** People can travel around in a variety of ways.
 - C** People can enjoy both manga and anime.
 - D** Volcanoes are beautiful but deadly.

STOP WORKING. You may check your work from this section only.



Answer sheets

The following pages contain the answer sheets, which you can remove from the booklet.

Remember

The **RIGHT** way to mark your answers on the answer sheet



The **WRONG** way to mark your answers on the answer sheet



You can cut off these pages to make it easier to mark your answers.

Answers to Comprehension section							
Question	Answer		Question	Answer		Question	Answer
1	C		10	D		19	A
2	A		11	C		20	C
3	B		12	A		21	B
4	C		13	B		22	B
5	D		14	C		23	A
6	B		15	A		24	D
7	A		16	C		25	A
8	B		17	B			
9	A		18	D			

1



Exam No:	DfE Number:
Name:	Gender:
Date of Birth:	Date of Test:
Current School:	
Venue:	
Session:	

Please write your name here:

Do not write outside the box.

Instructions
 1. Check that you are marking the answer for the correct question number.
 2. Mark ONE answer only for each question on this answer sheet.
 3. Use an HB pencil and rub out any errors thoroughly.


Remember, you **must** mark the answers the **RIGHT** way like this: ~~A~~ For example, ~~A~~ B C D

Word Choice	
Examples	page 11
i A B <input type="radio"/> C <input type="radio"/> D <input type="radio"/> E	
ii <input type="radio"/> A <input type="radio"/> B <input type="radio"/> C <input type="radio"/> D <input type="radio"/> E	
Questions	page 12
1 <input type="radio"/> A <input type="radio"/> B <input type="radio"/> C <input type="radio"/> D <input type="radio"/> E	
2 <input type="radio"/> A <input type="radio"/> B <input type="radio"/> C <input type="radio"/> D <input type="radio"/> E	
3 <input type="radio"/> A <input type="radio"/> B <input type="radio"/> C <input type="radio"/> D <input type="radio"/> E	
4 <input type="radio"/> A <input type="radio"/> B <input type="radio"/> C <input type="radio"/> D <input type="radio"/> E	
5 <input type="radio"/> A <input type="radio"/> B <input type="radio"/> C <input type="radio"/> D <input type="radio"/> E	
6 <input type="radio"/> A <input type="radio"/> B <input type="radio"/> C <input type="radio"/> D <input type="radio"/> E	
7 <input type="radio"/> A <input type="radio"/> B <input type="radio"/> C <input type="radio"/> D <input type="radio"/> E	
	page 13
8 <input type="radio"/> A <input type="radio"/> B <input type="radio"/> C <input type="radio"/> D <input type="radio"/> E	
9 <input type="radio"/> A <input type="radio"/> B <input type="radio"/> C <input type="radio"/> D <input type="radio"/> E	
10 <input type="radio"/> A <input type="radio"/> B <input type="radio"/> C <input type="radio"/> D <input type="radio"/> E	
11 <input type="radio"/> A <input type="radio"/> B <input type="radio"/> C <input type="radio"/> D <input type="radio"/> E	
12 <input type="radio"/> A <input type="radio"/> B <input type="radio"/> C <input type="radio"/> D <input type="radio"/> E	
13 <input type="radio"/> A <input type="radio"/> B <input type="radio"/> C <input type="radio"/> D <input type="radio"/> E	
14 <input type="radio"/> A <input type="radio"/> B <input type="radio"/> C <input type="radio"/> D <input type="radio"/> E	
	page 14
15 <input type="radio"/> A <input type="radio"/> B <input type="radio"/> C <input type="radio"/> D <input type="radio"/> E	
16 <input type="radio"/> A <input type="radio"/> B <input type="radio"/> C <input type="radio"/> D <input type="radio"/> E	
17 <input type="radio"/> A <input type="radio"/> B <input type="radio"/> C <input type="radio"/> D <input type="radio"/> E	
18 <input type="radio"/> A <input type="radio"/> B <input type="radio"/> C <input type="radio"/> D <input type="radio"/> E	
19 <input type="radio"/> A <input type="radio"/> B <input type="radio"/> C <input type="radio"/> D <input type="radio"/> E	
20 <input type="radio"/> A <input type="radio"/> B <input type="radio"/> C <input type="radio"/> D <input type="radio"/> E	
21 <input type="radio"/> A <input type="radio"/> B <input type="radio"/> C <input type="radio"/> D <input type="radio"/> E	
	page 15
22 <input type="radio"/> A <input type="radio"/> B <input type="radio"/> C <input type="radio"/> D <input type="radio"/> E	
23 <input type="radio"/> A <input type="radio"/> B <input type="radio"/> C <input type="radio"/> D <input type="radio"/> E	
24 <input type="radio"/> A <input type="radio"/> B <input type="radio"/> C <input type="radio"/> D <input type="radio"/> E	
25 <input type="radio"/> A <input type="radio"/> B <input type="radio"/> C <input type="radio"/> D <input type="radio"/> E	

Comprehension	
Examples	page 9
i A <input type="radio"/> B <input type="radio"/> C <input type="radio"/> D	
ii <input type="radio"/> A <input type="radio"/> B <input type="radio"/> C <input type="radio"/> D	
Questions	page 11
1 <input type="radio"/> A <input type="radio"/> B <input type="radio"/> C <input type="radio"/> D	
	page 12
2 <input type="radio"/> A <input type="radio"/> B <input type="radio"/> C <input type="radio"/> D	
3 <input type="radio"/> A <input type="radio"/> B <input type="radio"/> C <input type="radio"/> D	
4 <input type="radio"/> A <input type="radio"/> B <input type="radio"/> C <input type="radio"/> D	
5 <input type="radio"/> A <input type="radio"/> B <input type="radio"/> C <input type="radio"/> D	
	page 13
6 <input type="radio"/> A <input type="radio"/> B <input type="radio"/> C <input type="radio"/> D	
7 <input type="radio"/> A <input type="radio"/> B <input type="radio"/> C <input type="radio"/> D	
8 <input type="radio"/> A <input type="radio"/> B <input type="radio"/> C <input type="radio"/> D	
9 <input type="radio"/> A <input type="radio"/> B <input type="radio"/> C <input type="radio"/> D	
	page 14
10 <input type="radio"/> A <input type="radio"/> B <input type="radio"/> C <input type="radio"/> D	
11 <input type="radio"/> A <input type="radio"/> B <input type="radio"/> C <input type="radio"/> D	
12 <input type="radio"/> A <input type="radio"/> B <input type="radio"/> C <input type="radio"/> D	
13 <input type="radio"/> A <input type="radio"/> B <input type="radio"/> C <input type="radio"/> D	
	page 15
14 <input type="radio"/> A <input type="radio"/> B <input type="radio"/> C <input type="radio"/> D	
15 <input type="radio"/> A <input type="radio"/> B <input type="radio"/> C <input type="radio"/> D	
16 <input type="radio"/> A <input type="radio"/> B <input type="radio"/> C <input type="radio"/> D	
17 <input type="radio"/> A <input type="radio"/> B <input type="radio"/> C <input type="radio"/> D	
	page 16
18 <input type="radio"/> A <input type="radio"/> B <input type="radio"/> C <input type="radio"/> D	
19 <input type="radio"/> A <input type="radio"/> B <input type="radio"/> C <input type="radio"/> D	
20 <input type="radio"/> A <input type="radio"/> B <input type="radio"/> C <input type="radio"/> D	
21 <input type="radio"/> A <input type="radio"/> B <input type="radio"/> C <input type="radio"/> D	
	page 17
22 <input type="radio"/> A <input type="radio"/> B <input type="radio"/> C <input type="radio"/> D	
23 <input type="radio"/> A <input type="radio"/> B <input type="radio"/> C <input type="radio"/> D	
24 <input type="radio"/> A <input type="radio"/> B <input type="radio"/> C <input type="radio"/> D	
25 <input type="radio"/> A <input type="radio"/> B <input type="radio"/> C <input type="radio"/> D	

Pictures	
Examples	page 11
i A <input type="radio"/> B <input type="radio"/> C <input type="radio"/> D <input type="radio"/> E <input type="radio"/> F	
ii <input type="radio"/> A <input type="radio"/> B <input type="radio"/> C <input type="radio"/> D <input type="radio"/> E <input type="radio"/> F	
Questions	page 12
1 <input type="radio"/> A <input type="radio"/> B <input type="radio"/> C <input type="radio"/> D <input type="radio"/> E <input type="radio"/> F	
2 <input type="radio"/> A <input type="radio"/> B <input type="radio"/> C <input type="radio"/> D <input type="radio"/> E <input type="radio"/> F	
3 <input type="radio"/> A <input type="radio"/> B <input type="radio"/> C <input type="radio"/> D <input type="radio"/> E <input type="radio"/> F	
	page 13
4 <input type="radio"/> A <input type="radio"/> B <input type="radio"/> C <input type="radio"/> D <input type="radio"/> E <input type="radio"/> F	
5 <input type="radio"/> A <input type="radio"/> B <input type="radio"/> C <input type="radio"/> D <input type="radio"/> E <input type="radio"/> F	
6 <input type="radio"/> A <input type="radio"/> B <input type="radio"/> C <input type="radio"/> D <input type="radio"/> E <input type="radio"/> F	
	page 14
7 <input type="radio"/> A <input type="radio"/> B <input type="radio"/> C <input type="radio"/> D <input type="radio"/> E <input type="radio"/> F	
8 <input type="radio"/> A <input type="radio"/> B <input type="radio"/> C <input type="radio"/> D <input type="radio"/> E <input type="radio"/> F	
9 <input type="radio"/> A <input type="radio"/> B <input type="radio"/> C <input type="radio"/> D <input type="radio"/> E <input type="radio"/> F	
	page 15
10 <input type="radio"/> A <input type="radio"/> B <input type="radio"/> C <input type="radio"/> D <input type="radio"/> E <input type="radio"/> F	
11 <input type="radio"/> A <input type="radio"/> B <input type="radio"/> C <input type="radio"/> D <input type="radio"/> E <input type="radio"/> F	
12 <input type="radio"/> A <input type="radio"/> B <input type="radio"/> C <input type="radio"/> D <input type="radio"/> E <input type="radio"/> F	
	page 16
13 <input type="radio"/> A <input type="radio"/> B <input type="radio"/> C <input type="radio"/> D <input type="radio"/> E <input type="radio"/> F	
14 <input type="radio"/> A <input type="radio"/> B <input type="radio"/> C <input type="radio"/> D <input type="radio"/> E <input type="radio"/> F	
15 <input type="radio"/> A <input type="radio"/> B <input type="radio"/> C <input type="radio"/> D <input type="radio"/> E <input type="radio"/> F	
	page 17
16 <input type="radio"/> A <input type="radio"/> B <input type="radio"/> C <input type="radio"/> D <input type="radio"/> E <input type="radio"/> F	
17 <input type="radio"/> A <input type="radio"/> B <input type="radio"/> C <input type="radio"/> D <input type="radio"/> E <input type="radio"/> F	
18 <input type="radio"/> A <input type="radio"/> B <input type="radio"/> C <input type="radio"/> D <input type="radio"/> E <input type="radio"/> F	
	page 18
19 <input type="radio"/> A <input type="radio"/> B <input type="radio"/> C <input type="radio"/> D <input type="radio"/> E <input type="radio"/> F	
20 <input type="radio"/> A <input type="radio"/> B <input type="radio"/> C <input type="radio"/> D <input type="radio"/> E <input type="radio"/> F	
21 <input type="radio"/> A <input type="radio"/> B <input type="radio"/> C <input type="radio"/> D <input type="radio"/> E <input type="radio"/> F	

Carefully mark your answers here. Make sure you have the right question.

	Exam No:	DfE Number:
	Name:	Gender:
	Date of Birth:	Date of Test:
	Current School:	
	Venue:	
Session:		

Please write your name here:
Do not write outside the box.

Instructions
 1. Check that you are marking the answer for the correct question number.
 2. Mark ONE answer only for each question on this answer sheet.
 3. Use an HB pencil and rub out any errors thoroughly.

Remember, you **must** mark the answers the **RIGHT** way like this: ~~A~~ For example, ~~A~~ B C D

Word Choice	
Examples	page 11
i	A B C D E
ii	A B C D E
Questions	page 12
1	A B C D E
2	A B C D E
3	A B C D E
4	A B C D E
5	A B C D E
6	A B C D E
7	A B C D E
	page 13
8	A B C D E
9	A B C D E
10	A B C D E
11	A B C D E
12	A B C D E
13	A B C D E
14	A B C D E
	page 14
15	A B C D E
16	A B C D E
17	A B C D E
18	A B C D E
19	A B C D E
20	A B C D E
21	A B C D E
	page 15
22	A B C D E
23	A B C D E
24	A B C D E
25	A B C D E

Comprehension	
Examples	page 9
i	A B C D
ii	A B C D
Questions	page 11
1	A B C D
	page 12
2	A B C D
3	A B C D
4	A B C D
5	A B C D
	page 13
6	A B C D
7	A B C D
8	A B C D
9	A B C D
	page 14
10	A B C D
11	A B C D
12	A B C D
13	A B C D
	page 15
14	A B C D
15	A B C D
16	A B C D
17	A B C D
	page 16
18	A B C D
19	A B C D
20	A B C D
21	A B C D
	page 17
22	A B C D
23	A B C D
24	A B C D
25	A B C D

Pictures	
Examples	page 11
i	A B C D E F
ii	A B
Questions	
1	A B
2	A B
3	A B
	page 13
4	A B C D E F
5	A B C D E F
6	A B C D E F
	page 14
7	A B C D E F
8	A B C D E F
9	A B C D E F
	page 15
10	A B C D E F
11	A B C D E F
12	A B C D E F
	page 16
13	A B C D E F
14	A B C D E F
15	A B C D E F
	page 17
16	A B C D E F
17	A B C D E F
18	A B C D E F
	page 18
19	A B C D E F
20	A B C D E F
21	A B C D E F

You can cut off these pages to make it easier to mark your answers.

This page has been left blank.

This page has been left blank.

This page has been left blank.

WARNING: THIS PAPER AND ITS CONTENTS ARE COPYRIGHT PROTECTED. ANY UNAUTHORISED REPRODUCTION, MODIFICATION, DISTRIBUTION, DISPLAY, TRANSMISSION OR PUBLICATION OF THIS PAPER OR ANY CONTENT CONTAINED HEREIN IS ILLEGAL AND IS EXPRESSLY PROHIBITED. THE COPYRIGHT HOLDER RESERVES THE RIGHT TO TAKE FORMAL LEGAL ACTION AGAINST ANYONE FOUND TO HAVE ILLEGALLY PHOTOCOPIED, REPRODUCED OR PUBLISHED (INCLUDING VIA ANY THIRD PARTY WEBSITE BY ANY MEANS), OR TRANSMITTED THIS PAPER IN WHOLE OR IN PART, IN ANY FORM OR BY ANY MEANS. ALL RIGHTS ARE RESERVED. FAILURE TO COMPLY WITH THIS NOTICE SHALL ESTABLISH PERSONAL LIABILITY AGAINST THE OFFENDER AND THE COPYRIGHT HOLDER RESERVES THE RIGHT TO PURSUE CIVIL ACTION AGAINST ANY INDIVIDUAL FOUND TO BE IN BREACH OF THIS WARNING. SUCH ACTION MAY GIVE RISE TO SIGNIFICANT FINANCIAL PENALTY OR CRIMINAL PROSECUTION.

GRAMMAR SCHOOL ENTRANCE TESTS

FAMILIARISATION GUIDE

This guide tells you about the different types of questions you will be asked when you take the test for real. It will also help you to understand how to use an answer sheet correctly.

You may print copies of this book, for your own use, to practise answering questions and marking your answers on the answer sheet.

MATHS

What equipment are you allowed to use in the test?

You will be allowed to use these things in the test:

- an HB pencil
- a rubber
- a pencil sharpener

You will **NOT** be able to use any of the following things in the test:

- a ruler
- a calculator
- scrap paper
- a protractor
- a mobile phone
- a camera
- a watch
- any electronic devices
- recording equipment or study notes

Please note: practice materials available in book shops or for sale on the Internet are not genuine CEM resources. This guide is the only official CEM resource available for this assessment.

The test booklets

In the real test, you will be asked to work through **two** question booklets.

You must read the questions in these booklets and then mark your answers on a separate answer sheet. Examples of these booklets and answer sheets are included towards the end of this guide.

A question booklet will look like this.

Booklet serial number: **1**

CEM
Centre for Evaluation & Monitoring

Selective School Assessment for 2023 Entry

Booklet One

Write your full name here:

You will be asked to write your name on the front cover of the question booklet.

The name box on the question booklet will look like this. Practise writing your name in this box now.

WARNING: THIS PAPER AND ITS CONTENTS ARE COPYRIGHT PROTECTED. ANY UNAUTHORISED REPRODUCTION, MODIFICATION, TRANSMISSION OR PUBLICATION OF THIS PAPER OR ANY CONTENT CONTAINED HEREIN IS ILLEGAL. THE COPYRIGHT HOLDER RESERVES THE RIGHT TO TAKE FORMAL LEGAL ACTION AGAINST ANYONE FOUND IN BREACH OF THIS WARNING. SUCH ACTION MAY GIVE RISE TO A CIVIL PENALTY OR CRIMINAL PROSECUTION.





























































































DO NOT OPEN THIS BOOKLET UNTIL YOU ARE TOLD TO DO SO





































































































































































































































































Copyright © 2022 CEM. All Rights Reserved.

The answer sheets

The answer sheet will have your name and some information about you already printed on it. Check that the information shown is correct.

Selective School Assessment for 2023 Entry

	Exam No: _____ DfE Number: _____	
	Name: _____ Gender: _____	
	Date of Birth: _____ Date of Test: _____	
	Current School: _____	
	Venue: _____	
Session: _____		
Please write your name here:	Instructions 1. Check that you are marking the answer for the correct question number. 2. Mark ONE answer only for each question on this answer sheet. 3. Use an HB pencil and rub out any errors thoroughly.	
Do not write outside the box.		
Remember, you must mark the answers the RIGHT way like this:  For example,    		
Comprehension Examples page 2 i     ii    	Word Choice Examples page 12 i      ii     	Pictures 1 Examples page 18 i       ii      
Questions page 4 1     page 5 2     3     4     5     page 6 6     7     8     9     page 7 10     11     12     page 8 13     14   		


15    
16    
page 9
17    
18    
19    
20    
page 10
21    
22    
23    
24     | Questions page 13
1     
2     
3     
4 

   
5     
6     
page 14
8     
9     
10     
11     
12     
13     
14     
page 15
15     
16   

 
17     
18     
19     
20     
21     
page 16
22     
23     
24     
25     
26     
27     
28

     | Questions page 20
1      
2      
3      
page 21
4      
5      
6      
page 22
7      
8      
9    

 
page 23
10      
11      
12      
page 24
13      
14      
15  |

Information about using the question booklets

Each page of the question booklet will have information to help you shown on it.


- The page number is in the top corner of each page.
- The title of each section is shown on the top line of each page.

Page

5

Maths

Instructions at the bottom of the pages include the following symbols and words to explain what you need to do:



**Time
allowed for
the section**



**Go to the next
page**



**Do not turn
the page until
you are told to
do so**



**Stop working
and await
instructions**

You will also be given instructions about what to do before the test starts by a voice recording, which may be played through a CD player or a computer. Sometimes an adult in the room may read the instructions to you.

What kinds of question are in the question booklets?

In the test, it will take about an hour to answer the questions in each booklet.

There are a number of sections in each booklet. You may be asked questions about reading, sentences, words and their meanings, mathematics and you will also be asked to solve some shape puzzles.

Each section starts with some examples, showing how to answer the different types of questions.


**Example questions
are numbered using
Roman numerals
from i up to vi.**

Roman numeral	number
i	1
ii	2
iii	3
iv	4
v	5
vi	6

Please note, these numbers will be read out on the voice recording as 'one', 'two', 'three' etc.

Within each section, you can look back to the example page as often as you wish.

The time available to answer the questions is shown at the start of each section, at the bottom of the example page.



You have 20 minutes for this section.

How to answer the questions

The heading of the section you are working on in the question booklet will be the same on the answer sheet.

Maths 1

Example i.
 What is $18 - 15$?
 The answer is 3.
 The answer 3 has been completed for you on your answer sheet.
 The number 3 is written as '03' in the top boxes and the matching digits '0' and '3' are marked in the boxes below.

0	3
<input checked="" type="checkbox"/>	<input checked="" type="checkbox"/>
<input type="checkbox"/>	<input type="checkbox"/>
<input type="checkbox"/>	<input type="checkbox"/>
<input type="checkbox"/>	<input type="checkbox"/>
<input type="checkbox"/>	<input type="checkbox"/>
<input type="checkbox"/>	<input type="checkbox"/>
<input type="checkbox"/>	<input type="checkbox"/>
<input type="checkbox"/>	<input type="checkbox"/>
<input type="checkbox"/>	<input type="checkbox"/>

Example ii.
 What is 4×3 ?
 The answer is 12.
 Mark the boxes and write the answer on your answer sheet.
 Remember to write the number in the spaces at the top of the boxes AND mark the matching digit below each number.

Remember, your test is marked by a computer and it can only record the marked boxes.

The heading in the question booklet is shown here.

page 12

i	0	3
	<input checked="" type="checkbox"/>	<input checked="" type="checkbox"/>
	<input type="checkbox"/>	<input type="checkbox"/>
	<input type="checkbox"/>	<input type="checkbox"/>
	<input type="checkbox"/>	<input type="checkbox"/>
	<input type="checkbox"/>	<input type="checkbox"/>
	<input type="checkbox"/>	<input type="checkbox"/>
	<input type="checkbox"/>	<input type="checkbox"/>
	<input type="checkbox"/>	<input type="checkbox"/>
	<input type="checkbox"/>	<input type="checkbox"/>
	<input type="checkbox"/>	<input type="checkbox"/>

<p style="color: #00a65a;">Questions</p> <p style="color: #00a65a;">page 15</p> <p>1 <input type="text"/> <input type="text"/></p>	<p style="color: #00a65a;">page 16</p> <p>4 <input type="text"/> <input type="text"/></p>
--	---

The heading on the answer sheet is shown here.

You must make sure that you mark your answers in the **CORRECT SECTION** of the answer sheet.

<table border="1" style="width: 100%; text-align: center;"> <tr><td><input type="checkbox"/></td><td><input type="checkbox"/></td></tr> <tr><td><input type="checkbox"/></td><td><input type="checkbox"/></td></tr> <tr><td><input type="checkbox"/></td><td><input type="checkbox"/></td></tr> </table> <p style="color: #00a65a; font-weight: bold;">Questions</p> <p style="color: #00a65a;">page 15</p> <p>1 <input type="text"/> <input type="text"/></p> <table border="1" style="width: 100%; text-align: center;"> <tr><td><input type="checkbox"/></td><td><input type="checkbox"/></td></tr> <tr><td><input type="checkbox"/></td><td><input type="checkbox"/></td></tr> <tr><td><input type="checkbox"/></td><td><input type="checkbox"/></td></tr> <tr><td><input type="checkbox"/></td><td><input type="checkbox"/></td></tr> <tr><td><input type="checkbox"/></td><td><input type="checkbox"/></td></tr> <tr><td><input type="checkbox"/></td><td><input type="checkbox"/></td></tr> <tr><td><input type="checkbox"/></td><td><input type="checkbox"/></td></tr> <tr><td><input type="checkbox"/></td><td><input type="checkbox"/></td></tr> <tr><td><input type="checkbox"/></td><td><input type="checkbox"/></td></tr> <tr><td><input type="checkbox"/></td><td><input type="checkbox"/></td></tr> </table>	<input type="checkbox"/>	<input type="checkbox"/>	<input type="checkbox"/>	<input type="checkbox"/>	<input type="checkbox"/>	<input type="checkbox"/>	<input type="checkbox"/>	<input type="checkbox"/>	<input type="checkbox"/>	<input type="checkbox"/>	<input type="checkbox"/>	<input type="checkbox"/>	<input type="checkbox"/>	<input type="checkbox"/>	<input type="checkbox"/>	<input type="checkbox"/>	<input type="checkbox"/>	<input type="checkbox"/>	<input type="checkbox"/>	<input type="checkbox"/>	<input type="checkbox"/>	<input type="checkbox"/>	<input type="checkbox"/>	<input type="checkbox"/>	<input type="checkbox"/>	<input type="checkbox"/>	<table border="1" style="width: 100%; text-align: center;"> <tr><td><input type="checkbox"/></td><td><input type="checkbox"/></td></tr> <tr><td><input type="checkbox"/></td><td><input type="checkbox"/></td></tr> <tr><td><input type="checkbox"/></td><td><input type="checkbox"/></td></tr> </table> <p style="color: #00a65a; font-weight: bold;">page 16</p> <p>4 <input type="text"/> <input type="text"/></p> <table border="1" style="width: 100%; text-align: center;"> <tr><td><input type="checkbox"/></td><td><input type="checkbox"/></td></tr> <tr><td><input type="checkbox"/></td><td><input type="checkbox"/></td></tr> <tr><td><input type="checkbox"/></td><td><input type="checkbox"/></td></tr> <tr><td><input type="checkbox"/></td><td><input type="checkbox"/></td></tr> <tr><td><input type="checkbox"/></td><td><input type="checkbox"/></td></tr> <tr><td><input type="checkbox"/></td><td><input type="checkbox"/></td></tr> <tr><td><input type="checkbox"/></td><td><input type="checkbox"/></td></tr> <tr><td><input type="checkbox"/></td><td><input type="checkbox"/></td></tr> <tr><td><input type="checkbox"/></td><td><input type="checkbox"/></td></tr> <tr><td><input type="checkbox"/></td><td><input type="checkbox"/></td></tr> </table>	<input type="checkbox"/>	<input type="checkbox"/>	<input type="checkbox"/>	<input type="checkbox"/>	<input type="checkbox"/>	<input type="checkbox"/>	<input type="checkbox"/>	<input type="checkbox"/>	<input type="checkbox"/>	<input type="checkbox"/>	<input type="checkbox"/>	<input type="checkbox"/>	<input type="checkbox"/>	<input type="checkbox"/>	<input type="checkbox"/>	<input type="checkbox"/>	<input type="checkbox"/>	<input type="checkbox"/>	<input type="checkbox"/>	<input type="checkbox"/>	<input type="checkbox"/>	<input type="checkbox"/>	<input type="checkbox"/>	<input type="checkbox"/>	<input type="checkbox"/>	<input type="checkbox"/>	<table border="1" style="width: 100%; text-align: center;"> <tr><td><input type="checkbox"/></td><td><input type="checkbox"/></td></tr> <tr><td><input type="checkbox"/></td><td><input type="checkbox"/></td></tr> <tr><td><input type="checkbox"/></td><td><input type="checkbox"/></td></tr> </table> <p style="color: #00a65a; font-weight: bold;">page 17</p> <p>7 <input type="text"/> <input type="text"/></p> <table border="1" style="width: 100%; text-align: center;"> <tr><td><input type="checkbox"/></td><td><input type="checkbox"/></td></tr> <tr><td><input type="checkbox"/></td><td><input type="checkbox"/></td></tr> <tr><td><input type="checkbox"/></td><td><input type="checkbox"/></td></tr> <tr><td><input type="checkbox"/></td><td><input type="checkbox"/></td></tr> <tr><td><input type="checkbox"/></td><td><input type="checkbox"/></td></tr> <tr><td><input type="checkbox"/></td><td><input type="checkbox"/></td></tr> <tr><td><input type="checkbox"/></td><td><input type="checkbox"/></td></tr> <tr><td><input type="checkbox"/></td><td><input type="checkbox"/></td></tr> <tr><td><input type="checkbox"/></td><td><input type="checkbox"/></td></tr> <tr><td><input type="checkbox"/></td><td><input type="checkbox"/></td></tr> </table>	<input type="checkbox"/>	<input type="checkbox"/>	<input type="checkbox"/>	<input type="checkbox"/>	<input type="checkbox"/>	<input type="checkbox"/>	<input type="checkbox"/>	<input type="checkbox"/>	<input type="checkbox"/>	<input type="checkbox"/>	<input type="checkbox"/>	<input type="checkbox"/>	<input type="checkbox"/>	<input type="checkbox"/>	<input type="checkbox"/>	<input type="checkbox"/>	<input type="checkbox"/>	<input type="checkbox"/>	<input type="checkbox"/>	<input type="checkbox"/>	<input type="checkbox"/>	<input type="checkbox"/>	<input type="checkbox"/>	<input type="checkbox"/>	<input type="checkbox"/>	<input type="checkbox"/>
<input type="checkbox"/>	<input type="checkbox"/>																																																																															
<input type="checkbox"/>	<input type="checkbox"/>																																																																															
<input type="checkbox"/>	<input type="checkbox"/>																																																																															
<input type="checkbox"/>	<input type="checkbox"/>																																																																															
<input type="checkbox"/>	<input type="checkbox"/>																																																																															
<input type="checkbox"/>	<input type="checkbox"/>																																																																															
<input type="checkbox"/>	<input type="checkbox"/>																																																																															
<input type="checkbox"/>	<input type="checkbox"/>																																																																															
<input type="checkbox"/>	<input type="checkbox"/>																																																																															
<input type="checkbox"/>	<input type="checkbox"/>																																																																															
<input type="checkbox"/>	<input type="checkbox"/>																																																																															
<input type="checkbox"/>	<input type="checkbox"/>																																																																															
<input type="checkbox"/>	<input type="checkbox"/>																																																																															
<input type="checkbox"/>	<input type="checkbox"/>																																																																															
<input type="checkbox"/>	<input type="checkbox"/>																																																																															
<input type="checkbox"/>	<input type="checkbox"/>																																																																															
<input type="checkbox"/>	<input type="checkbox"/>																																																																															
<input type="checkbox"/>	<input type="checkbox"/>																																																																															
<input type="checkbox"/>	<input type="checkbox"/>																																																																															
<input type="checkbox"/>	<input type="checkbox"/>																																																																															
<input type="checkbox"/>	<input type="checkbox"/>																																																																															
<input type="checkbox"/>	<input type="checkbox"/>																																																																															
<input type="checkbox"/>	<input type="checkbox"/>																																																																															
<input type="checkbox"/>	<input type="checkbox"/>																																																																															
<input type="checkbox"/>	<input type="checkbox"/>																																																																															
<input type="checkbox"/>	<input type="checkbox"/>																																																																															
<input type="checkbox"/>	<input type="checkbox"/>																																																																															
<input type="checkbox"/>	<input type="checkbox"/>																																																																															
<input type="checkbox"/>	<input type="checkbox"/>																																																																															
<input type="checkbox"/>	<input type="checkbox"/>																																																																															
<input type="checkbox"/>	<input type="checkbox"/>																																																																															
<input type="checkbox"/>	<input type="checkbox"/>																																																																															
<input type="checkbox"/>	<input type="checkbox"/>																																																																															
<input type="checkbox"/>	<input type="checkbox"/>																																																																															
<input type="checkbox"/>	<input type="checkbox"/>																																																																															
<input type="checkbox"/>	<input type="checkbox"/>																																																																															
<input type="checkbox"/>	<input type="checkbox"/>																																																																															
<input type="checkbox"/>	<input type="checkbox"/>																																																																															
<input type="checkbox"/>	<input type="checkbox"/>																																																																															

The rows on the answer sheet are arranged to match the pages of the question booklet.

The green text tells you on which page the questions appear in the question booklet.

Use this information to check that you are marking your answer in the correct place.

Take care!

If you miss out an answer, remember to leave a gap and mark your next answer on the correct line.

Remember:

- In the real test, you will be given a separate answer sheet for each question booklet.
- You **DO NOT** mark your answers in the question booklet. Following the real test, a computer is used to mark your answer sheets, your question booklets will not be marked, so it is not a good use of your time to be writing answers into the question booklets.
- Mark your answers carefully with one straight line, using a pencil

The **RIGHT** way to mark your answers on the answer sheet



The **WRONG** way to mark your answers on the answer sheet



- Mark only one answer on each line.
- If you don't know an answer, move on, but take care to mark your next answer on the correct line.
- If you make a mistake, or change your mind, rub out your answer carefully and clearly mark the new answer.

What will a Maths section be like?

The maths sections test your ability to solve problems which will require you to use your knowledge of addition, subtraction, division and multiplication to answer them. In the real test, there are likely to be 2 maths sections.

Maths 1 questions: Examples

- At the beginning of the Maths 1 exercise, there are four examples which explain the two methods of answering the maths questions.
- The first 12 questions ask for a 2-digit answer
- The next 12 questions ask you to choose your answer from 5 options, the choices are labelled A, B, C, D and E.

Maths 1 - Examples

<p>page 12</p> <p>i</p> <table border="1"> <tr><td>0</td><td>3</td></tr> <tr><td>0</td><td>0</td></tr> <tr><td>1</td><td>1</td></tr> <tr><td>2</td><td>2</td></tr> <tr><td>3</td><td>3</td></tr> <tr><td>4</td><td>4</td></tr> <tr><td>5</td><td>5</td></tr> <tr><td>6</td><td>6</td></tr> <tr><td>7</td><td>7</td></tr> <tr><td>8</td><td>8</td></tr> <tr><td>9</td><td>9</td></tr> </table>		0	3	0	0	1	1	2	2	3	3	4	4	5	5	6	6	7	7	8	8	9	9	<p>page 12</p> <p>ii</p> <table border="1"> <tr><td></td><td></td></tr> <tr><td>0</td><td>0</td></tr> <tr><td>1</td><td>1</td></tr> <tr><td>2</td><td>2</td></tr> <tr><td>3</td><td>3</td></tr> <tr><td>4</td><td>4</td></tr> <tr><td>5</td><td>5</td></tr> <tr><td>6</td><td>6</td></tr> <tr><td>7</td><td>7</td></tr> <tr><td>8</td><td>8</td></tr> <tr><td>9</td><td>9</td></tr> </table>				0	0	1	1	2	2	3	3	4	4	5	5	6	6	7	7	8	8	9	9	<p>page 13</p> <p>iii</p> <table border="1"> <tr><td>A</td><td>B</td><td>C</td><td>D</td><td>E</td></tr> </table> <p>iv</p> <table border="1"> <tr><td>A</td><td>B</td><td>C</td><td>D</td><td>E</td></tr> </table>		A	B	C	D	E	A	B	C	D	E																																																												
0	3																																																																																																																						
0	0																																																																																																																						
1	1																																																																																																																						
2	2																																																																																																																						
3	3																																																																																																																						
4	4																																																																																																																						
5	5																																																																																																																						
6	6																																																																																																																						
7	7																																																																																																																						
8	8																																																																																																																						
9	9																																																																																																																						
0	0																																																																																																																						
1	1																																																																																																																						
2	2																																																																																																																						
3	3																																																																																																																						
4	4																																																																																																																						
5	5																																																																																																																						
6	6																																																																																																																						
7	7																																																																																																																						
8	8																																																																																																																						
9	9																																																																																																																						
A	B	C	D	E																																																																																																																			
A	B	C	D	E																																																																																																																			
<p>Questions</p> <p>page 15</p> <p>1</p> <table border="1"> <tr><td>0</td><td>0</td></tr> <tr><td>1</td><td>1</td></tr> <tr><td>2</td><td>2</td></tr> <tr><td>3</td><td>3</td></tr> <tr><td>4</td><td>4</td></tr> <tr><td>5</td><td>5</td></tr> <tr><td>6</td><td>6</td></tr> <tr><td>7</td><td>7</td></tr> <tr><td>8</td><td>8</td></tr> <tr><td>9</td><td>9</td></tr> </table>		0	0	1	1	2	2	3	3	4	4	5	5	6	6	7	7	8	8	9	9	<p>page 16</p> <p>4</p> <table border="1"> <tr><td>0</td><td>0</td></tr> <tr><td>1</td><td>1</td></tr> <tr><td>2</td><td>2</td></tr> <tr><td>3</td><td>3</td></tr> <tr><td>4</td><td>4</td></tr> <tr><td>5</td><td>5</td></tr> <tr><td>6</td><td>6</td></tr> <tr><td>7</td><td>7</td></tr> <tr><td>8</td><td>8</td></tr> <tr><td>9</td><td>9</td></tr> </table>		0	0	1	1	2	2	3	3	4	4	5	5	6	6	7	7	8	8	9	9	<p>page 17</p> <p>7</p> <table border="1"> <tr><td>0</td><td>0</td></tr> <tr><td>1</td><td>1</td></tr> <tr><td>2</td><td>2</td></tr> <tr><td>3</td><td>3</td></tr> <tr><td>4</td><td>4</td></tr> <tr><td>5</td><td>5</td></tr> <tr><td>6</td><td>6</td></tr> <tr><td>7</td><td>7</td></tr> <tr><td>8</td><td>8</td></tr> <tr><td>9</td><td>9</td></tr> </table>		0	0	1	1	2	2	3	3	4	4	5	5	6	6	7	7	8	8	9	9	<p>page 18</p> <p>10</p> <table border="1"> <tr><td>0</td><td>0</td></tr> <tr><td>1</td><td>1</td></tr> <tr><td>2</td><td>2</td></tr> <tr><td>3</td><td>3</td></tr> <tr><td>4</td><td>4</td></tr> <tr><td>5</td><td>5</td></tr> <tr><td>6</td><td>6</td></tr> <tr><td>7</td><td>7</td></tr> <tr><td>8</td><td>8</td></tr> <tr><td>9</td><td>9</td></tr> </table>		0	0	1	1	2	2	3	3	4	4	5	5	6	6	7	7	8	8	9	9	<p>page 18</p> <p>13</p> <table border="1"> <tr><td>A</td><td>B</td><td>C</td><td>D</td><td>E</td></tr> </table> <p>14</p> <table border="1"> <tr><td>A</td><td>B</td><td>C</td><td>D</td><td>E</td></tr> </table> <p>page 19</p> <p>15</p> <table border="1"> <tr><td>A</td><td>B</td><td>C</td><td>D</td><td>E</td></tr> </table> <p>16</p> <table border="1"> <tr><td>A</td><td>B</td><td>C</td><td>D</td><td>E</td></tr> </table> <p>17</p> <table border="1"> <tr><td>A</td><td>B</td><td>C</td><td>D</td><td>E</td></tr> </table> <p>18</p> <table border="1"> <tr><td>A</td><td>B</td><td>C</td><td>D</td><td>E</td></tr> </table>		A	B	C	D	E	A	B	C	D	E	A	B	C	D	E	A	B	C	D	E	A	B	C	D	E	A	B	C	D	E
0	0																																																																																																																						
1	1																																																																																																																						
2	2																																																																																																																						
3	3																																																																																																																						
4	4																																																																																																																						
5	5																																																																																																																						
6	6																																																																																																																						
7	7																																																																																																																						
8	8																																																																																																																						
9	9																																																																																																																						
0	0																																																																																																																						
1	1																																																																																																																						
2	2																																																																																																																						
3	3																																																																																																																						
4	4																																																																																																																						
5	5																																																																																																																						
6	6																																																																																																																						
7	7																																																																																																																						
8	8																																																																																																																						
9	9																																																																																																																						
0	0																																																																																																																						
1	1																																																																																																																						
2	2																																																																																																																						
3	3																																																																																																																						
4	4																																																																																																																						
5	5																																																																																																																						
6	6																																																																																																																						
7	7																																																																																																																						
8	8																																																																																																																						
9	9																																																																																																																						
0	0																																																																																																																						
1	1																																																																																																																						
2	2																																																																																																																						
3	3																																																																																																																						
4	4																																																																																																																						
5	5																																																																																																																						
6	6																																																																																																																						
7	7																																																																																																																						
8	8																																																																																																																						
9	9																																																																																																																						
A	B	C	D	E																																																																																																																			
A	B	C	D	E																																																																																																																			
A	B	C	D	E																																																																																																																			
A	B	C	D	E																																																																																																																			
A	B	C	D	E																																																																																																																			
A	B	C	D	E																																																																																																																			

- In the real test, the methods of answering may be in a different order.
- The first way of marking your answers is by writing a number as tens and units and marking the digits of the same number in the columns below.
- **Remember:** if your answer is a single digit number, mark a '0' in the tens column.

Have a look at Examples i. and ii.

Example i.

What is $18 - 15$?

The answer is 3.

The answer 3 has been completed for you on your answer sheet.

The number 3 is written as '03' in the top boxes and the matching digits '0' and '3' are marked in the boxes below.

	0	3
0	0	0
1	1	1
2	2	2
3	3	3
4	4	4
5	5	5
6	6	6
7	7	7
8	8	8
9	9	9

- In Example ii. the answer boxes have been left empty for you to practise marking your answer.

Example ii.

What is 4×3 ?

The answer is 12.

Mark the boxes and write the answer on your answer sheet.

Remember to write the number in the spaces at the top of the boxes AND mark the matching digit below each number.

Try marking your answer here:

- write 1 in the first top box and 2 in the second box
- next, mark a line across 1 in the tens column
- then, mark a line across 2 in the units column
- In the real test there may also be 3-digit answer boxes, which include a hundreds column.

ii		
0	0	0
1	1	1
2	2	2
3	3	3
4	4	4
5	5	5
6	6	6
7	7	7
8	8	8
9	9	9

Have a look at Examples iii. and iv.

- In examples iii. and iv. you are asked to solve a maths problem and then to choose your answer from 5 options, the choices are labelled A, B, C, D and E.
- Once you have worked out the answer to the problem, find your answer in the table and take note of which letter appears above it.

Example iii.

What is $20 + 21$?

Choose one option from A - E to answer the question.

A	B	C	D	E
40	41	42	43	44

The answer is:

B
41

The answer B has been marked for you on your answer sheet.



iii	<input type="radio"/> A	<input checked="" type="radio"/> B	<input type="radio"/> C	<input type="radio"/> D	<input type="radio"/> E
iv	<input type="radio"/> A	<input type="radio"/> B	<input type="radio"/> C	<input type="radio"/> D	<input type="radio"/> E

- The answer has not been marked in for Example iv. Try to answer the question and then mark in the correct answer.

Example iv.

Which of these numbers is an even number and is greater than 15?

A	B	C	D	E
11	14	19	22	27

The answer is:

D
22


Mark the box with the letter D on your answer sheet.

iii	<input type="radio"/> A	<input checked="" type="radio"/> B	<input type="radio"/> C	<input type="radio"/> D	<input type="radio"/> E
iv	<input type="radio"/> A	<input type="radio"/> B	<input type="radio"/> C	<input type="radio"/> D	<input type="radio"/> E

- As the letter 'D' appears above the correct answer, mark a line across 'D' here.

How long will you have to answer the Maths questions?

- In this exercise there are 24 questions to answer. You will have 20 minutes to answer the questions in this section.
- In the real test you will be told how long you have to answer the questions in a section by a message in the question booklet like this:



You have **20** minutes for this section.

- The recorded voice instructions will also provide you with a reminder.


Helpful things to remember

- You can write in the question booklet to help you work out the answer, but you must remember to mark your answer on the answer sheet using a pencil.
- The question booklet will NOT be marked, so don't spend too much time writing in it, use it for making quick calculations only.
- Some of the questions will include simple diagrams. These are not drawn to scale, so do NOT try to measure lengths or angles from them; they are there for information only.
- If you are unable to answer a question, move on to the next question. If you have time at the end you can always come back and try again.


Take care!

- If you miss a question out, remember to mark the answer to the next question on the correct line of your answer sheet.

Go to the next page.



Go to the next page.



Example i.

What is $18 - 15$?

The answer is 3.

The answer 3 has been completed for you on your answer sheet.

The number 3 is written as '03' in the top boxes and the matching digits '0' and '3' are marked in the boxes below.

0	3
0	0
1	1
2	2
3	3
4	4
5	5
6	6
7	7
8	8
9	9

Example ii.

What is 4×3 ?

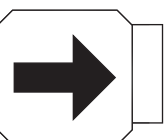
The answer is 12.

Mark the boxes and write the answer on your answer sheet.

Remember to write the number in the spaces at the top of the boxes AND mark the matching digit below each number.

Remember, your test is marked by a computer and it can only record the marked boxes.

Go to the next page.



Example iii.

What is $20 + 21$?

Choose one option from A - E to answer the question.

A	B	C	D	E
40	41	42	43	44

The answer is:

B
41

The answer B has been marked for you on your answer sheet.

Example iv.


Which of these numbers is an even number and is greater than 15?

A	B	C	D	E
11	14	19	22	27

The answer is:

D
22

Mark the box with the letter D on your answer sheet.




You have **20** minutes for this section.

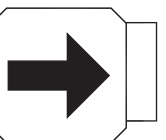
DO NOT turn this page until you are told to do so.



Go to the next page.



Go to the next page.



Remember to mark your answers on your answer sheet.

- 1** Alex has 92 DVDs. 12 belong to his brother, 5 to his father and 7 to his best friend. The rest belong to Alex.

How many DVDs does Alex own?

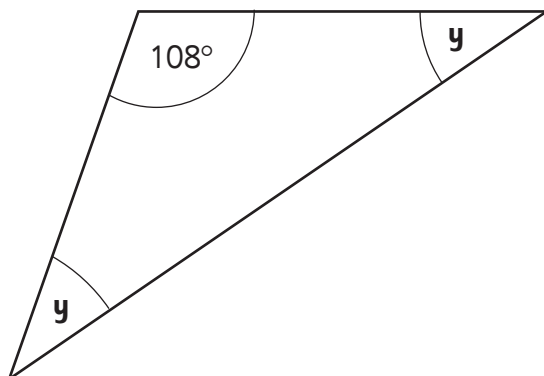
- 2** Sean takes a pie out of the freezer. The temperature of the pie is -4°C . After 2 hours, the temperature of the pie is 9°C .

What is the change in temperature in $^{\circ}\text{C}$?


- 3** Both angles labelled **y** are the same size.

What is the size, in degrees, of one of the angles labelled **y**?

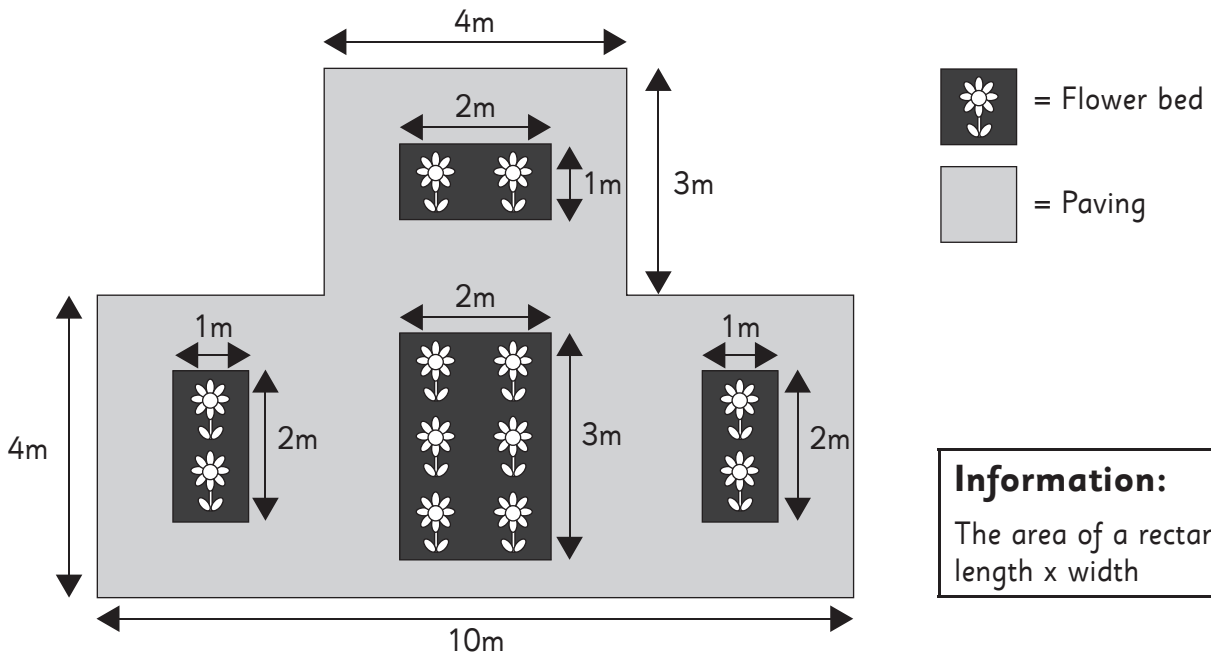
Information: The angles in a triangle add up to 180°



Go to the next page.

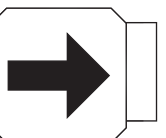


In a park there is a paved area containing some flower beds as shown below.



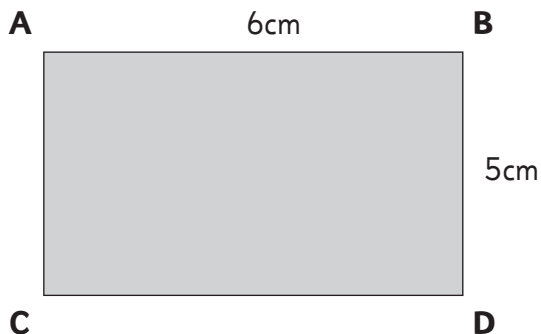
- 4** What is the total area, in m^2 , of the flower beds?
- 5** What is the total distance, in metres, around the outside edge of the paving?
-
- 6** Stanley sells programmes at a football match for £7 each. The organisers promise to pay him 10% of the cost of each programme he sells. Stanley sells 120 programmes.
How many pounds should the organisers pay him?

Go to the next page.



7 If $72 \times 9 = 648$ and $18 \times ? = 648$, what is the value of **?**

8 The area of the rectangle below is $6\text{cm} \times 5\text{cm} = 30\text{cm}^2$.



Information:

The area of a rectangle is length \times width.

If the length of each side is doubled, what is the **difference** in area (in cm^2) between the new area and the original area?

Museum ticket prices

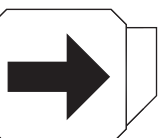
Adults: £8

Children: half the adult price

Buy 10 child tickets and receive 1 adult ticket free.

9 If 17 children and 3 adults visit the museum, what is the total cost of their tickets?

Go to the next page.



- 10** A cycling team has 24 members, of which 12 are girls and 12 are boys.
In a competition they win 9 medals between them.
If the girls won 3 more medals than the boys, how many medals did the boys win?
- 11** The team won a mixture of bronze, silver and gold medals. Of the 9 medals won, one third were gold and there was only 1 bronze medal.
How many silver medals were won?
- 12** Each member of the cycling team competed in the following number of races:
- Each team member competed in different races.
 - 2 members competed in 3 races.
 - The rest competed in only 2 races.
- What is the total number of races that the members competed in?

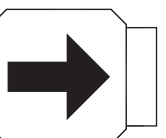
- 13** A shopkeeper buys a box of 5 coffee mugs for £30. He wishes to sell them separately for double the cost he paid for each mug. How much will he sell each mug for?

A	B	C	D	E
£6.00	£8.00	£10.00	£12.00	£60.00

- 14** Adrian and Neera ran a 100m race. Adrian finished in 18.70 seconds. Neera finished in 17.35 seconds. What is the difference between Neera and Adrian's running times?

A	B	C	D	E
0.35 seconds	1.35 seconds	1.40 seconds	1.45 seconds	1.65 seconds

Go to the next page.




- 15** Ed buys tickets to a concert. Adult tickets cost £20 and child tickets are 25% cheaper. He buys 2 adult tickets and 1 child ticket. How much does he spend?

A	B	C	D	E
£40	£44	£45	£50	£55

- 16** Michael needs 5.5kg of tomatoes. He puts some tomatoes on the scale as shown. How many more kg of tomatoes does he need?

A	B	C	D	E
2.5kg	2.6kg	2.7kg	2.8kg	2.9kg



- 17** In 5 years I will be half the age my uncle is now. My uncle is 46. How old am I?

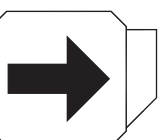
A	B	C	D	E
16	17	18	19	20

Tour	Start Time	Duration of Tour
Ghost Tour	11:15	85 minutes

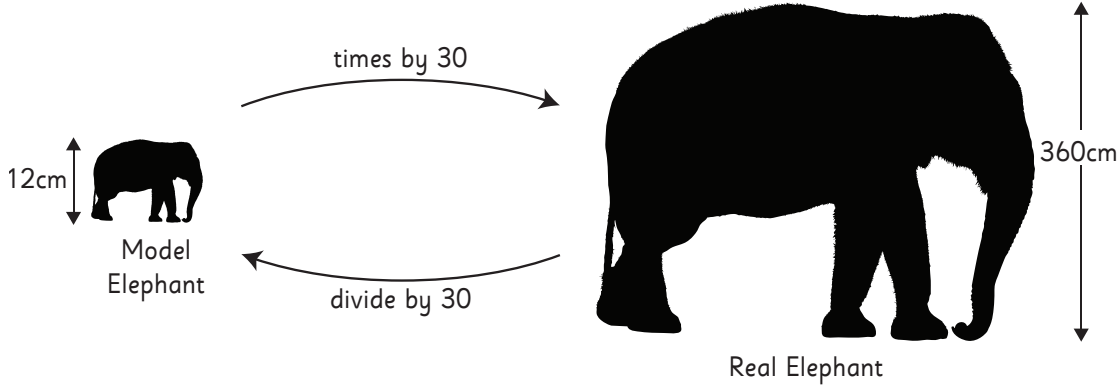
- 18** What time will the Ghost Tour return?

A	B	C	D	E
12:15	12:20	12:30	12:35	12:40

Go to the next page.



Information: 1 metre (m) = 100 centimetres (cm)



Example

Harry collects animals for his model zoo. The scale of his model is 1:30. This means that a model elephant that is 12cm high is based on a real elephant that is 360cm high.

($12 \times 30 = 360$ and $360 \div 30 = 12$)

19 A model lion is 7.5cm long. What would be the length of a real lion?

A	B	C	D	E
150cm	175cm	210cm	215cm	225cm

20 A real giraffe is 4.8m tall. How tall will a model giraffe be?

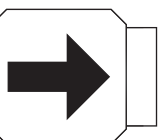
A	B	C	D	E
15cm	16cm	17cm	18cm	20cm

21 Books are packed into boxes for storage. There are 5, 6 or 7 books in a box.

Which option could be the possible number of books in 4 boxes?

A	B	C	D	E
18	19	23	29	30

Go to the next page.



22	Tour	Start Time	Duration of Tour
	Ghost Tour	11:15	85 minutes

What time will the Ghost Tour return?

A	B	C	D	E
12:15	12:20	12:30	12:35	12:40

23 Steven's birthday is on Saturday 22nd April.
If his birthday is in 19 days' time, what day would it be today?

A	B	C	D	E
Monday	Tuesday	Wednesday	Thursday	Friday

24 The diagram shows a number line.
Some of the values are missing.



What is the value at the point Y?

A	B	C	D	E
$\frac{9}{4}$	$\frac{10}{4}$	$\frac{11}{4}$	$\frac{12}{4}$	$\frac{13}{4}$

STOP WORKING. You may check your work from this section only.



Answer sheets

The following pages contain the answer sheets, which you can remove from the booklet.

Remember

The **RIGHT** way to mark your answers on the answer sheet



The **WRONG** way to mark your answers on the answer sheet



Answers to Maths 1 section							
Question	Answer		Question	Answer		Question	Answer
1	68		9	84		17	C
2	13		10	3		18	E
3	36		11	5		19	E
4	12		12	50		20	B
5	34		13	D		21	C
6	84		14	B		22	B
7	36		15	E		23	A
8	90		16	C		24	C

1



Exam No:	DfE Number:
Name:	Gender:
Date of Birth:	Date of Test:
Current School:	
Venue:	
Session:	

Please write your name here:

Do not write outside the box.

Instructions

1. Check that you are marking the answer for the correct question number.
2. Mark ONE answer only for each question on this answer sheet.
3. Use an HB pencil and rub out any errors thoroughly.

Remember, you **must** mark the answers the **RIGHT** way like this: ~~A~~ For example, ~~A~~ B C D

Comprehension

Examples page 2

i ~~A~~ B C D

ii A B C D

Questions page 4

1 A B C D

page 5

2 A B C D

3 A B C D

4 A B C D

5 A B C D

6 A B C D

7 A B C D

8 A B C D

9 A B C D

page 7

10 A B C D

11 A B C D

12 A B C D

page 8

13 A B C D

14 A B C D

15 A B C D

16 A B C D

page 9

17 A B C D

18 A B C D

19 A B C D

20 A B C D

page 10

21 A B C D

22 A B C D

23 A B C D

24 A B C D

Word Choice

Examples page 12

i A ~~B~~ C D E

ii A B C D E

Questions page 13

1 A B C D E

2 A B C D E

3 A B C D E

4 A B C D E

5 A B C D E

6 A B C D E

7 A B C D E

page 14

8 A B C D E

9 A B C D E

10 A B C D E

11 A B C D E

12 A B C D E

13 A B C D E

14 A B C D E

page 15

15 A B C D E

16 A B C D E

17 A B C D E

18 A B C D E

19 A B C D E

20 A B C D E

21 A B C D E

page 16

22 A B C D E

23 A B C D E

24 A B C D E

25 A B C D E

26 A B C D E

27 A B C D E

28 A B C D E

Pictures 1

Examples page 18

i ~~A~~ B C D E F

ii A B C D E F

Questions page 20

1 A B C D E F

2 A B C D E F

3 A B C D E F

page 21

4 A B C D E F

5 A B C D E F

6 A B C D E F

page 22

7 A B C D E F

8 A B C D E F

9 A B C D E F

page 23

10 A B C D E F

11 A B C D E F

12 A B C D E F

page 24

13 A B C D E F

14 A B C D E F

15 A B C D E F

page 25

16 A B C D E F

17 A B C D E F

18 A B C D E F

page 26

19 A B C D E F

20 A B C D E F

21 A B C D E F

You can cut off these pages to make it easier to mark your answers.

Remember, you **must** mark the answers the **RIGHT** way like this: ~~A~~ For example, ~~A~~ B C D

Maths 1 - Examples

page 12

i	0	3
	0	0
	1	1
	2	2
	3	3
	4	4
	5	5
	6	6
	7	7
	8	8
	9	9

page 12

ii		
	0	0
	1	1
	2	2
	3	3
	4	4
	5	5
	6	6
	7	7
	8	8
	9	9

page 13

iii	A	B	C	D	E
iv	A	B	C	D	E

Questions

page 15

1		
	0	0
	1	1
	2	2
	3	3
	4	4
	5	5
	6	6
	7	7
	8	8
	9	9

page 16

4		
	0	0
	1	1
	2	2
	3	3
	4	4
	5	5
	6	6
	7	7
	8	8
	9	9

page 17

7		
	0	0
	1	1
	2	2
	3	3
	4	4
	5	5
	6	6
	7	7
	8	8
	9	9

page 18

10		
	0	0
	1	1
	2	2
	3	3
	4	4
	5	5
	6	6
	7	7
	8	8
	9	9

page 18

13	A	B	C	D	E
14	A	B	C	D	E

page 19

15	A	B	C	D	E
16	A	B	C	D	E
17	A	B	C	D	E
18	A	B	C	D	E

page 20

19	A	B	C	D	E
20	A	B	C	D	E
21	A	B	C	D	E

page 21

22	A	B	C	D	E
23	A	B	C	D	E
24	A	B	C	D	E

2		
	0	0
	1	1
	2	2
	3	3
	4	4
	5	5
	6	6
	7	7
	8	8
	9	9

5		
	0	0
	1	1
	2	2
	3	3
	4	4
	5	5
	6	6
	7	7
	8	8
	9	9

8		
	0	0
	1	1
	2	2
	3	3
	4	4
	5	5
	6	6
	7	7
	8	8
	9	9

11		
	0	0
	1	1
	2	2
	3	3
	4	4
	5	5
	6	6
	7	7
	8	8
	9	9

3		
	0	0
	1	1
	2	2
	3	3
	4	4
	5	5
	6	6
	7	7
	8	8
	9	9

6		
	0	0
	1	1
	2	2
	3	3
	4	4
	5	5
	6	6
	7	7
	8	8
	9	9

9		
	0	0
	1	1
	2	2
	3	3
	4	4
	5	5
	6	6
	7	7
	8	8
	9	9

12		
	0	0
	1	1
	2	2
	3	3
	4	4
	5	5
	6	6
	7	7
	8	8
	9	9

Carefully mark your answers here. Make sure you have the right question.

This page has been left blank.

This page has been left blank.

This page has been left blank.

WARNING: THIS PAPER AND ITS CONTENTS ARE COPYRIGHT PROTECTED. ANY UNAUTHORISED REPRODUCTION, MODIFICATION, DISTRIBUTION, DISPLAY, TRANSMISSION OR PUBLICATION OF THIS PAPER OR ANY CONTENT CONTAINED HEREIN IS ILLEGAL AND IS EXPRESSLY PROHIBITED. THE COPYRIGHT HOLDER RESERVES THE RIGHT TO TAKE FORMAL LEGAL ACTION AGAINST ANYONE FOUND TO HAVE ILLEGALLY PHOTOCOPIED, REPRODUCED OR PUBLISHED (INCLUDING VIA ANY THIRD PARTY WEBSITE BY ANY MEANS), OR TRANSMITTED THIS PAPER IN WHOLE OR IN PART, IN ANY FORM OR BY ANY MEANS. ALL RIGHTS ARE RESERVED. FAILURE TO COMPLY WITH THIS NOTICE SHALL ESTABLISH PERSONAL LIABILITY AGAINST THE OFFENDER AND THE COPYRIGHT HOLDER RESERVES THE RIGHT TO PURSUE CIVIL ACTION AGAINST ANY INDIVIDUAL FOUND TO BE IN BREACH OF THIS WARNING. SUCH ACTION MAY GIVE RISE TO SIGNIFICANT FINANCIAL PENALTY OR CRIMINAL PROSECUTION.

GRAMMAR SCHOOL ENTRANCE TESTS

FAMILIARISATION GUIDE

This guide tells you about the different types of questions you will be asked when you take the test for real. It will also help you to understand how to use an answer sheet correctly.

You may print copies of this book, for your own use, to practise answering questions and marking your answers on the answer sheet.

PICTURES

What equipment are you allowed to use in the test?

You will be allowed to use these things in the test:

- an HB pencil
- a rubber
- a pencil sharpener

You will **NOT** be able to use any of the following things in the test:

- a ruler
- a calculator
- scrap paper
- a protractor
- a mobile phone
- a camera
- a watch
- any electronic devices
- recording equipment or study notes

Please note: practice materials available in book shops or for sale on the Internet are not genuine CEM resources. This guide is the only official CEM resource available for this assessment.

The test booklets

In the real test, you will be asked to work through **two** question booklets.

You must read the questions in these booklets and then mark your answers on a separate answer sheet. Examples of these booklets and answer sheets are included towards the end of this guide.

A question booklet will look like this.

Booklet serial number: **1**

CEM
Centre for Evaluation & Monitoring

Selective School Assessment for 2023 Entry

Booklet One

Write your full name here:

You will be asked to write your name on the front cover of the question booklet.

The name box on the question booklet will look like this. Practise writing your name in this box now.

WARNING: THIS PAPER AND ITS CONTENTS ARE COPYRIGHT PROTECTED. ANY UNAUTHORISED REPRODUCTION, MODIFICATION, TRANSMISSION OR PUBLICATION OF THIS PAPER OR ANY CONTENT CONTAINED HEREIN IS ILLEGAL. THE COPYRIGHT HOLDER RESERVES THE RIGHT TO TAKE FORMAL LEGAL ACTION AGAINST ANYONE FOUND IN BREACH OF THIS WARNING. SUCH ACTION MAY GIVE RISE TO CIVIL OR CRIMINAL PROSECUTION.


DO NOT OPEN THIS BOOKLET UNTIL YOU ARE TOLD TO DO SO

Copyright © 2022 CEM. All Rights Reserved.

The answer sheets

The answer sheet will have your name and some information about you already printed on it. Check that the information shown is correct.

Selective School Assessment for 2023 Entry

	Exam No: _____	DfE Number: _____
	Name: _____	Gender: _____
	Date of Birth: _____	Date of Test: _____
	Current School: _____	
	Venue: _____	
Session: _____		
Please write your name here: _____		Instructions 1. Check that you are marking the answer for the correct question number. 2. Mark ONE answer only for each question on this answer sheet. 3. Use an HB pencil and rub out any errors thoroughly.
Do not write outside the box.		
Remember, you must mark the answers the RIGHT way like this: A For example, A B C D		
Comprehension Examples page 2 i A B C D ii A B C D Questions page 4 1 A B C D page 5 2 A B C D 3 A B C D 4 A B C D 5 A B C D page 6 6 A B C D 7 A B C D 8 A B C D 9 A B C D page 7 10 A B C D 11 A B C D 12 A B C D page 8 13 A B C D 14 A B C D 15 A B C D 16 A B C D page 9 17 A B C D 18 A B C D 19 A B C D 20 A B C D page 10 21 A B C D 22 A B C D 23 A B C D 24 A B C D	Word Choice Examples page 12 i A B C D E ii A B C D E Questions page 13 1 A B C D E 2 A B C D E 3 A B C D E 4 A B C D E 5 A B C D E 6 A B C D E 7 A B C D E page 14 8 A B C D E 9 A B C D E 10 A B C D E 11 A B C D E 12 A B C D E 13 A B C D E 14 A B C D E page 15 15 A B C D E 16 A B C D E 17 A B C D E 18 A B C D E 19 A B C D E 20 A B C D E 21 A B C D E page 16 22 A B C D E 23 A B C D E 24 A B C D E 25 A B C D E 26 A B C D E 27 A B C D E 28 A B C D E	Pictures 1 Examples page 18 i A B C D E F ii A B C D E F Questions page 20 1 A B C D E F 2 A B C D E F 3 A B C D E F page 21 4 A B C D E F 5 A B C D E F 6 A B C D E F page 22 7 A B C D E F 8 A B C D E F 9 A B C D E F page 23 10 A B C D E F 11 A B C D E F 12 A B C D E F page 24 13 A B C D E F 14 A B C D E F 15 A B C D E F page 25 16 A B C D E F 17 A B C D E F 18 A B C D E F page 26 19 A B C D E F 20 A B C D E F 21 A B C D E F
Copyright © 2022 CEM. All Rights Reserved.		


An answer sheet will look like this.

You should tell an adult if there are any mistakes on your sheet, or the information is missing.

If you have to write the information on the sheet, do this neatly and carefully. Ask an adult if you need help.

If you have to write your date of birth on the sheet, take care to write your actual date of birth and **NOT** the date you are taking the test.

You will be asked to write your name here, in the small box.

	Exam No: _____	DfE Number: _____
	Name: _____	Gender: _____
	Date of Birth: _____	Date of Test: _____
	Current School: _____	
	Venue: _____	
Session: _____		
Please write your name here: _____		Instructions 1. Check that you are marking the answer for the correct question number. 2. Mark ONE answer only for each question on this answer sheet. 3. Use an HB pencil and rub out any errors thoroughly.
Do not write outside the box.		

Information about using the question booklets

Each page of the question booklet will have information to help you shown on it.


- The page number is in the top corner of each page.
- The title of each section is shown on the top line of each page.

Page


5

Pictures

Instructions at the bottom of the pages include the following symbols and words to explain what you need to do:



**Time
allowed for
the section**



**Go to the next
page**



**Do not turn
the page until
you are told to
do so**



**Stop working
and await
instructions**

You will also be given instructions about what to do before the test starts by a voice recording, which may be played through a CD player or a computer. Sometimes an adult in the room may read the instructions to you.

What kinds of question are in the question booklets?

In the test, it will take about an hour to answer the questions in each booklet.

There are a number of sections in each booklet. You may be asked questions about reading, sentences, words and their meanings, mathematics and you will also be asked to solve some shape puzzles.

Each section starts with some examples, showing how to answer the different types of questions.


**Example questions
are numbered using
Roman numerals
from i up to vi.**

Roman numeral	number
i	1
ii	2
iii	3
iv	4
v	5
vi	6

Please note, these numbers will be read out on the voice recording as 'one', 'two', 'three' etc.

Within each section, you can look back to the example page as often as you wish.

The time available to answer the questions is shown at the start of each section, at the bottom of the example page.



You have 20 minutes for this section.

How to answer the questions

The heading of the section you are working on in the question booklet will be the same on the answer sheet.

Pictures

Instructions
 Look at the set of pictures on the left. A picture is missing and is shown by a question mark.
 Pick one of the pictures from A - F on the right that **BEST** completes the set.
 Mark your answer on the answer sheet by choosing from the options A - F.

Example i.

◊	◊	◊		△	●	△
○	●	○		A	B	C
△	△	?		D	E	F

The answer to example i is A.
 The answer A has been marked for you on your answer sheet.

Example ii.

○	□	○		A	B	C
+	□	?		D	E	F

The heading in the question booklet is shown here.

Pictures Examples

i ~~A~~ B C D E F

ii A B C D E F

Questions

page 12

1 A B C D E F

2 A B C D E F

3 A B C D E F

page 13

4 A B C D E F

5 A B C D E F

6 A B C D E F

page 14

7 A B C D E F

The heading on the answer sheet is shown here.

You must make sure that you mark your answers in the **CORRECT SECTION** of the answer sheet.

Pictures Examples

page 11

i ~~A~~ B C D E F

ii A B C D E F

Questions

page 12

1 A B C D E F

2 A B C D E F

3 A B C D E F

page 13

4 A B C D E F

5 A B C D E F

6 A B C D E F

page 14

The rows on the answer sheet are arranged to match the pages of the question booklet.

The green text tells you on which page the questions appear in the question booklet.

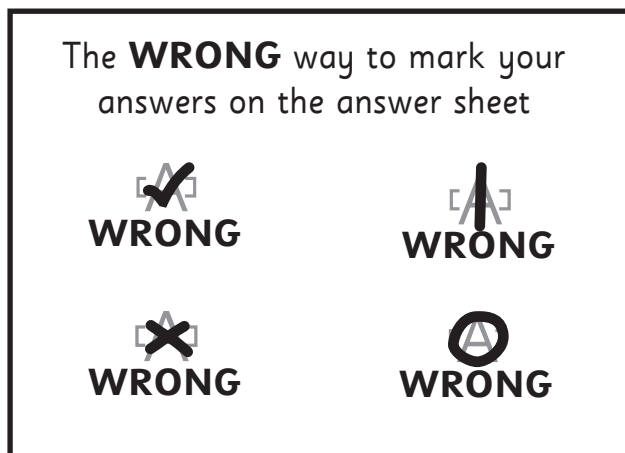
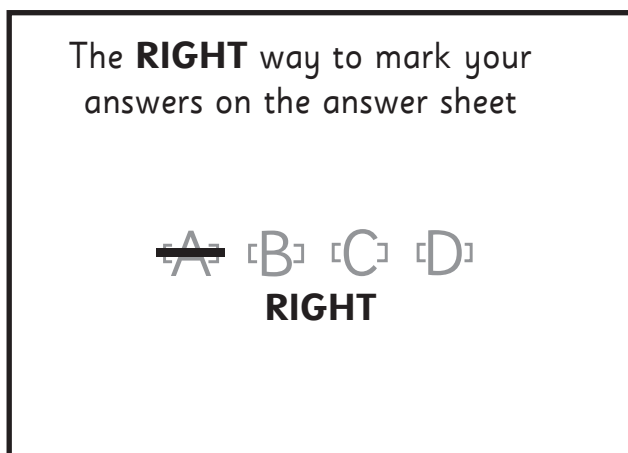
Use this information to check that you are marking your answer in the correct place.

Take care!

If you miss out an answer, remember to leave a gap and mark your next answer on the correct line.

Remember:

- In the real test, you will be given a separate answer sheet for each question booklet.
- You **DO NOT** mark your answers in the question booklet. Following the real test, a computer is used to mark your answer sheets, your question booklets will not be marked, so it is not a good use of your time to be writing answers into the question booklets.
- Mark your answers carefully with one straight line, using a pencil



- Mark only one answer on each line.
- If you don't know an answer, move on, but take care to mark your next answer on the correct line.
- If you make a mistake, or change your mind, rub out your answer carefully and clearly mark the new answer.

What will a Pictures section be like?

The Pictures section will include some shape puzzles to test your problem solving skills.

This guide includes a section of Pictures questions for you to answer.

There are 21 questions and you have 9 minutes to answer.

Find the 'Pictures' section (it starts on page 11 of this booklet) and also find the answer sheet on page 19.

You may want to remove the answer sheet from this booklet to make it easier to use.

Each question features a shape puzzle. You are asked to find the missing piece of the puzzle from a selection of six pieces.

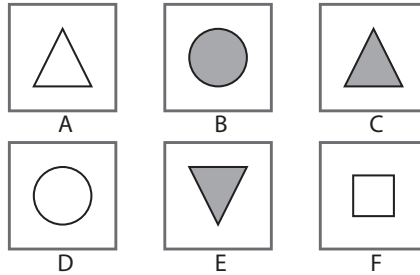

Pictures questions: Example i

In Example i, you must find the shape which best completes the set by fitting into this space:



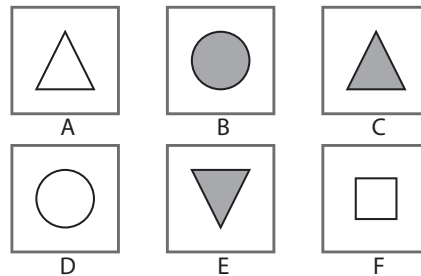

- Look at the shapes in the grid and try to identify a pattern or a change that is taking place.

Example i.




- Study carefully the rows, the columns and the diagonals. Changes may include rotation, reflection, growing, shrinking, and layering. It may also be possible to sort them into groups according to, for example, shading or the number of shapes shown.
- Next, carefully examine the selection of shapes to the right of the grid; they are marked A to F.

Example i.




- One of these shapes will fit into the gap marked like this:



- Because the first row of the grid contains 3 squares, and the second has 3 circles, so the third should have 3 triangles. Notice that the shapes are sorted so that only those in the second column are shaded. Because the shapes in the third column are not shaded, the missing shape should also not be shaded. From this we can work out that the missing shape should be a triangle which is not shaded.

- The correct answer is:



- Because the letter 'A' appears below the , a line has been marked across the letter 'A' on the answer sheet in the 'Pictures' section

Pictures
Examples

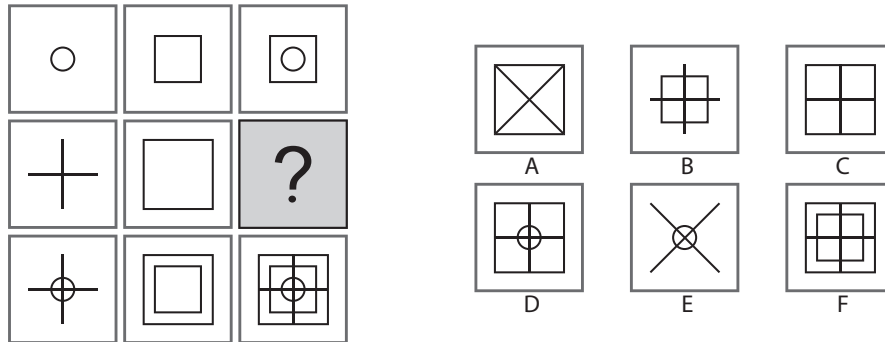
page 11

i ~~A~~ B C D E F
ii A B C D E F


Pictures questions: Example ii


- In Example ii, you must find another shape to complete the grid.


Example ii.



- Notice that the shape which appears in the third column can be made by combining the shapes in the first and second columns.



- The correct answer is 'C' 

- As the letter 'C' appears below the ,
C

you should use an HB pencil to clearly mark a straight line across the letter 'C' on your answer sheet, on row ii of the 'Pictures' section.

Pictures		Examples					
i	<input checked="" type="checkbox"/>	<input type="checkbox"/>	<input type="checkbox"/>	<input type="checkbox"/>	<input type="checkbox"/>	<input type="checkbox"/>	<input type="checkbox"/>
ii	<input type="checkbox"/>	<input type="checkbox"/>	<input type="checkbox"/>	<input type="checkbox"/>	<input type="checkbox"/>	<input type="checkbox"/>	<input type="checkbox"/>

page 11

- Try this in the example here ii and also on your practise answer sheet.

How long will you have to answer the Pictures questions?

In this exercise Pictures section, there are 21 questions and you are allowed 9 minutes to answer them.

In the real test you will be told how long you have to answer the questions in a section by a message in the question booklet like this:



You have **9** minutes for this section.


The recorded voice instructions will also provide you with a reminder.

Helpful things to remember

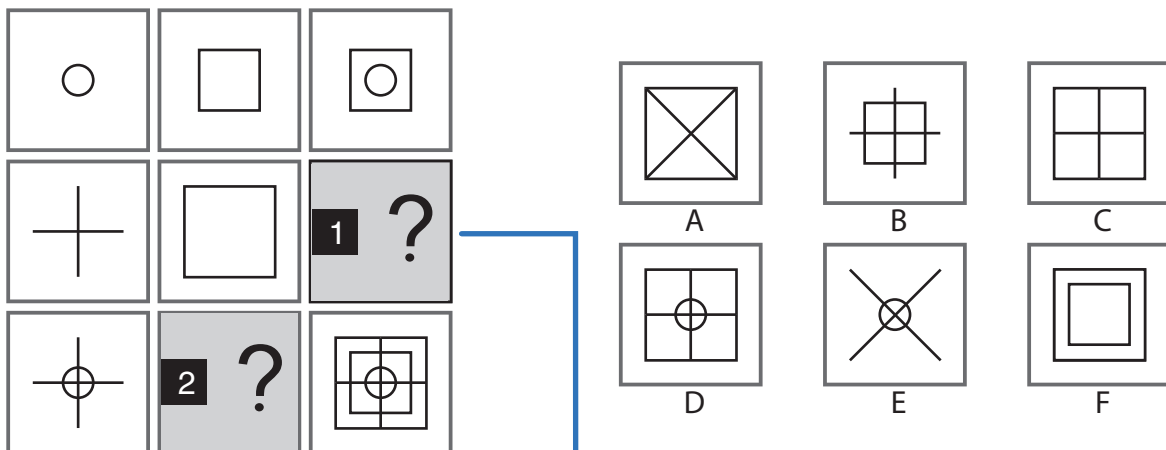
- You must work quickly and carefully if you are to answer all of the questions, always remembering to mark the correct answer in the right place on your answer sheet.
- Try to answer as many questions as you can. If you cannot answer a question, do not worry, just move on to the next question within the section.
- The answers are grouped to match the pages on which the questions appear. There is a gap between the answers where one page of questions ends and the next starts.
- If you find a mistake, carefully rub out the incorrect answer and replace it with your new choice.
- If you miss out a question, be careful to leave a gap on your answer sheet and mark the answer to the next question in the correct place.

Now try answering some Pictures questions.

On the following pages there are some example Pictures questions for you to answer.

- Remember to use the correct part of your answer sheet.
- When you have decided on the correct answer, look to see which letter appears below your chosen shape.
- Then, use an HB pencil to mark a straight line across this letter on the appropriate row 1 of the 'Pictures 1' section on your answer sheet.
- For example, mark the answer to question 1 here: 
- You **DO NOT** mark the answer in the question booklet. In the real test, a computer marks your answer sheet, your question booklet will not be marked.
- Once you have answered question 1, move quickly to question 2.
- You will not be asked to move on to the next question, just keep working through the questions as quickly as you can.
- When you have finished, you can check your answers using the table at the back of this guide.
- Sometimes, the real test may have sections with two questions as part of the same set of pictures, as shown below. Please take care when marking your answers on your answer sheet. Make sure you mark your answer on the line that matches the question number and mark only one answer per line.

Pictures						
Examples page 11						
i	A	B	C	D	E	F
ii	A	B	C	D	E	F
Questions page 12						
1	A	B	C	D	E	F
2	A	B	C	D	E	F
3	A	B	C	D	E	F

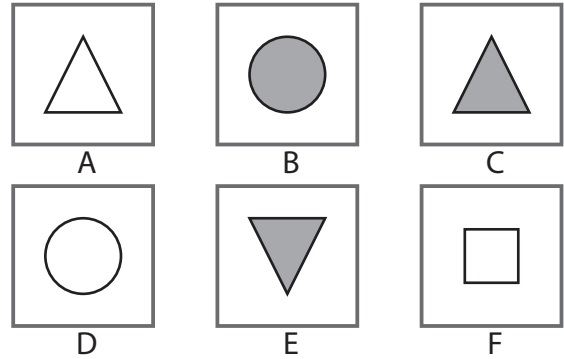



Pictures						
Examples page 11						
i	A	B	C	D	E	F
ii	A	B	C	D	E	F
Questions page 12						
1	A	B	C	D	E	F
2	A	B	C	D	E	F

Instructions

Look at the set of pictures on the left. A picture is missing and is shown by a question mark.
Pick one of the pictures from A - F on the right that **BEST** completes the set.
Mark your answer on the answer sheet by choosing from the options A - F.

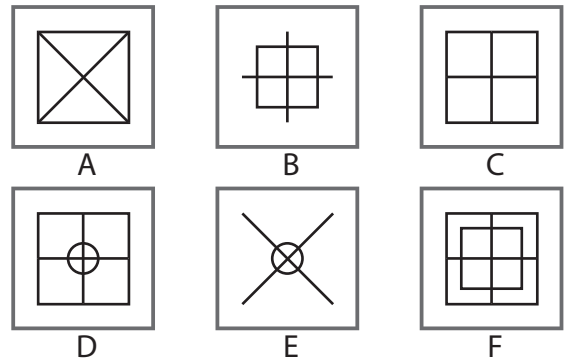

Example i.



The answer to example i is A.


The answer A has been marked for you on your answer sheet.

Example ii.



The answer to example ii is C.

Mark the box with the letter C on your answer sheet.



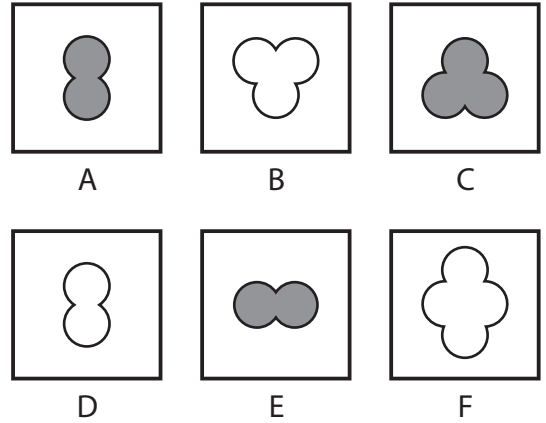

You have **9** minutes for this section.

DO NOT turn this page until you are told to do so.





Pictures

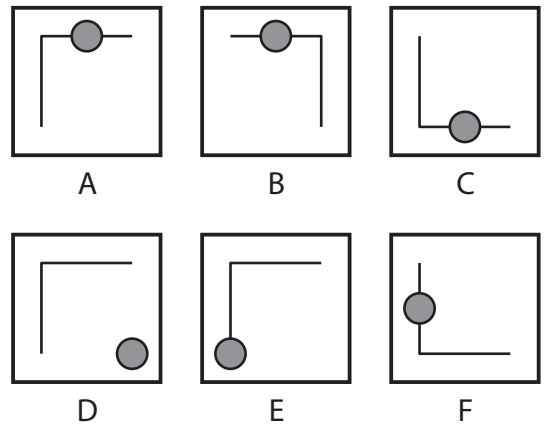
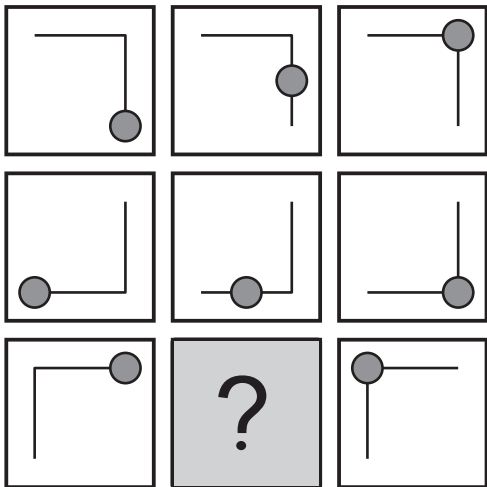
1



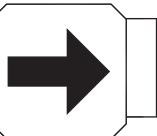
2



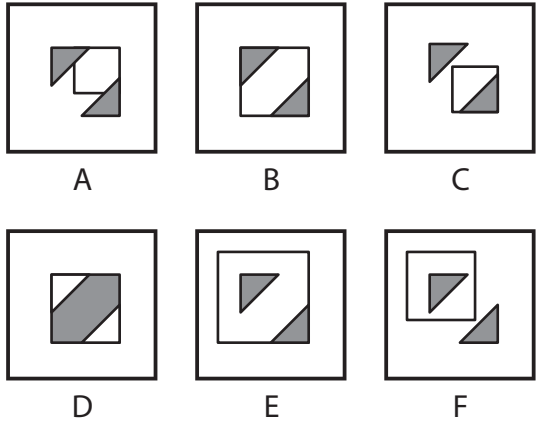

3



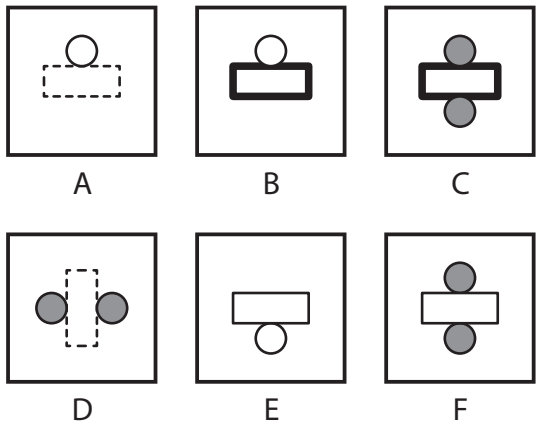

Go to the next page.



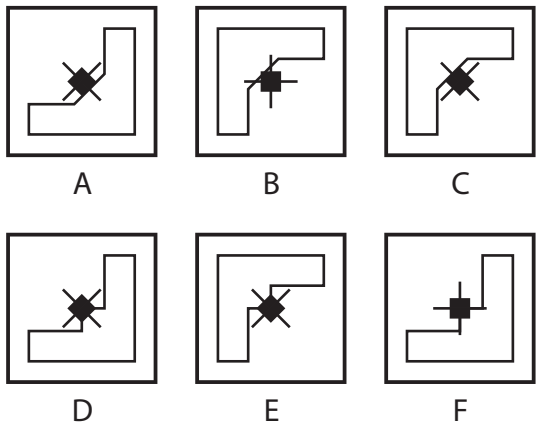

4



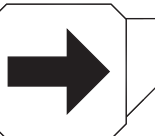
5



6

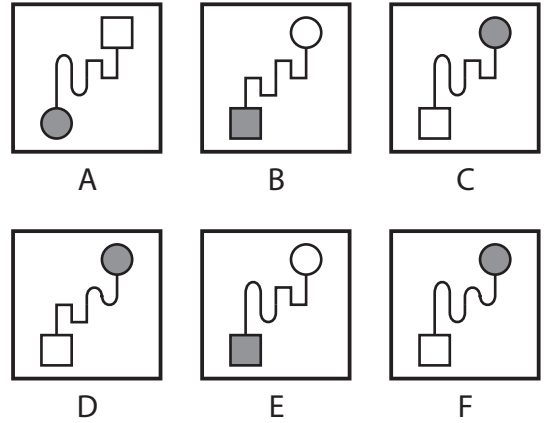
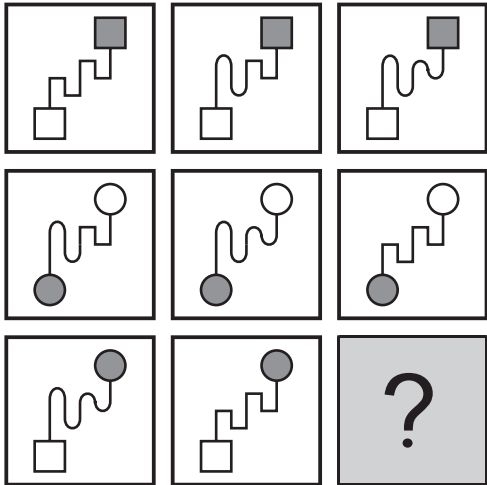


Go to the next page.

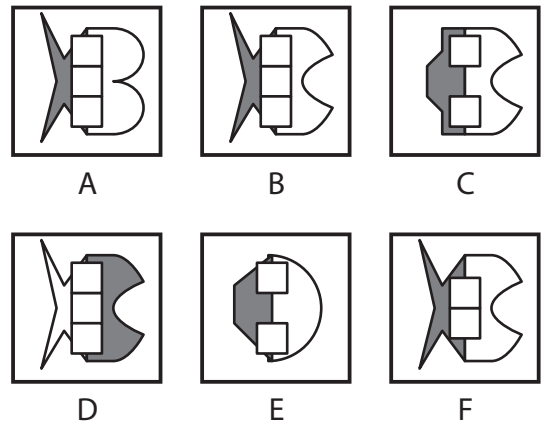
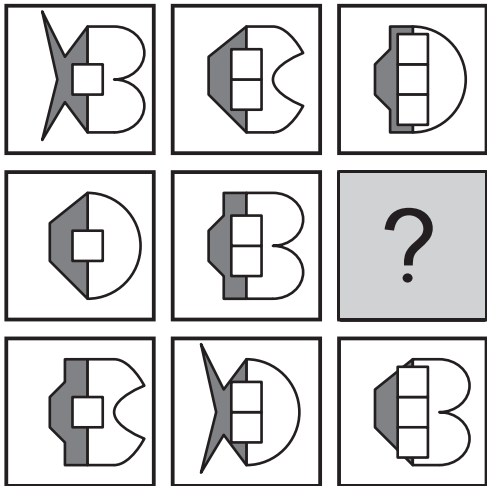


Pictures

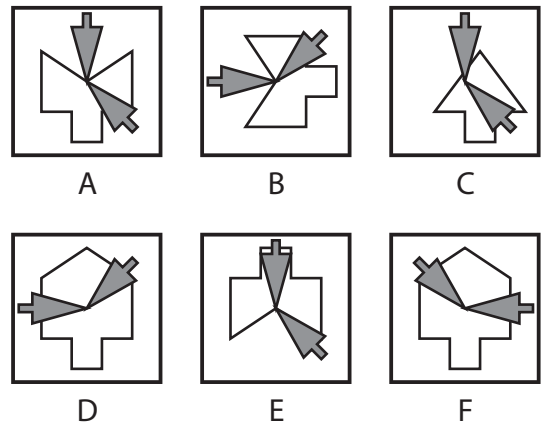

7



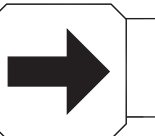
8



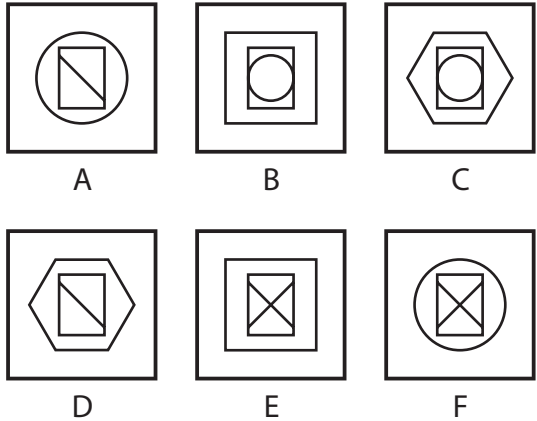

9



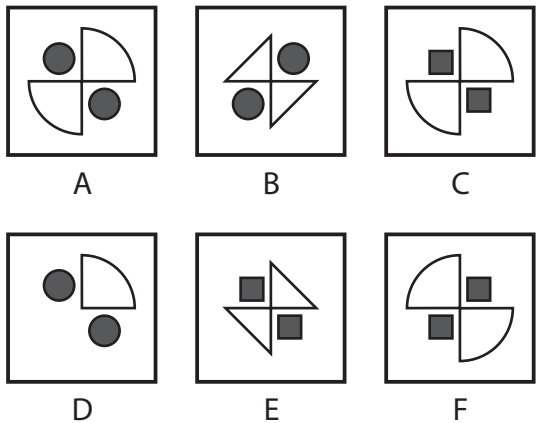

Go to the next page.



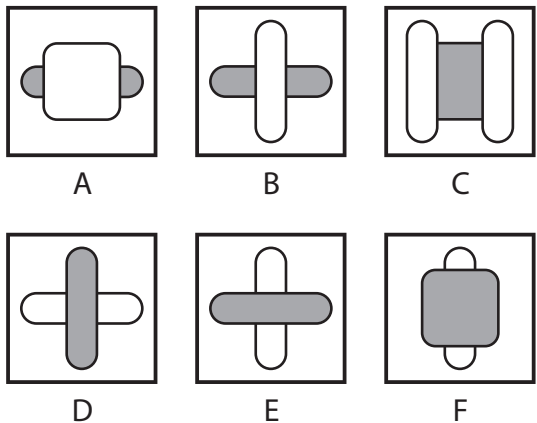

10



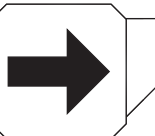
11



12

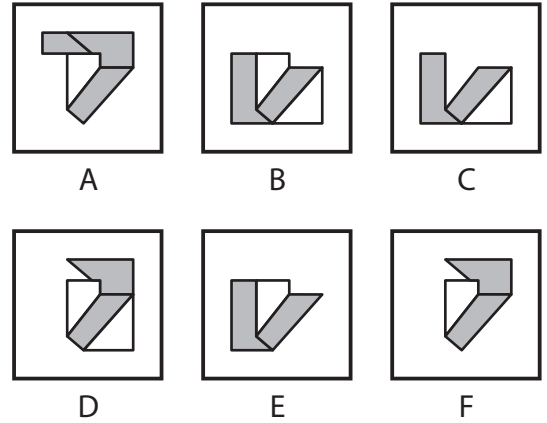



Go to the next page.

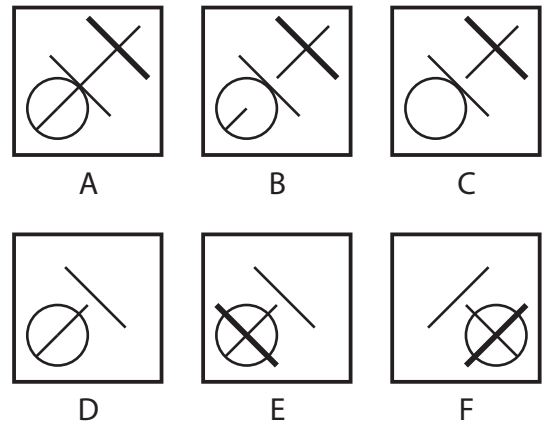
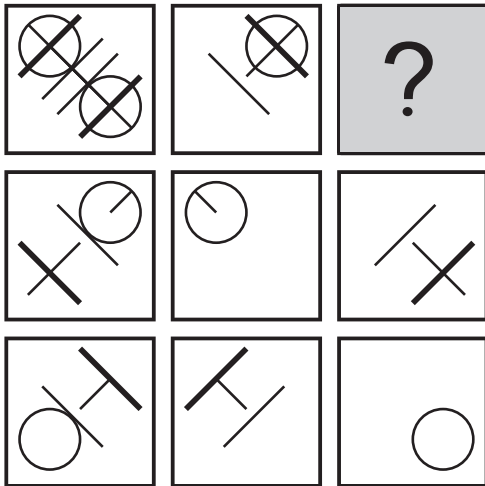


Pictures

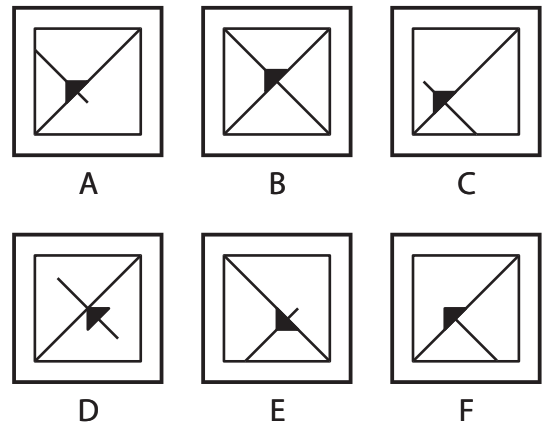

13



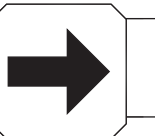
14



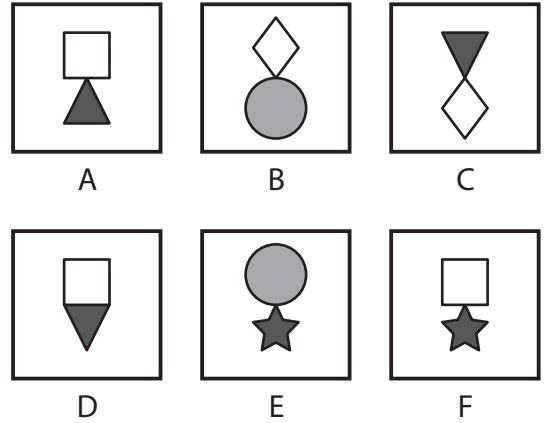

15



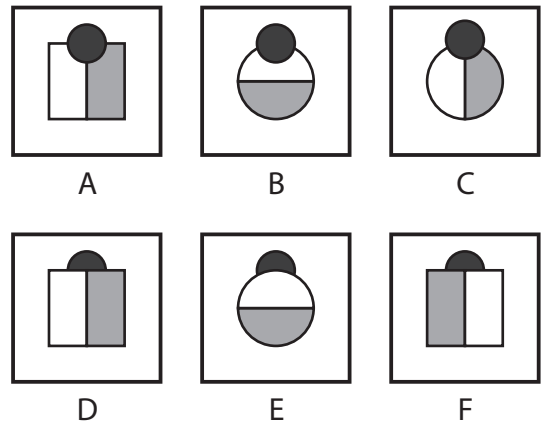
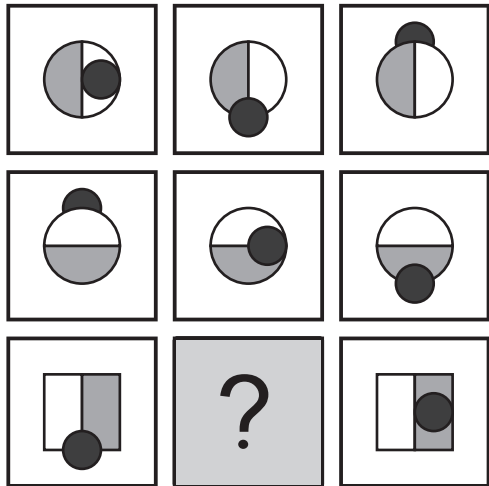
Go to the next page.



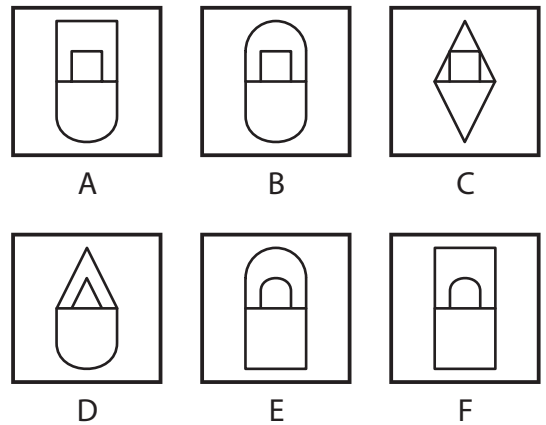

16




17



18

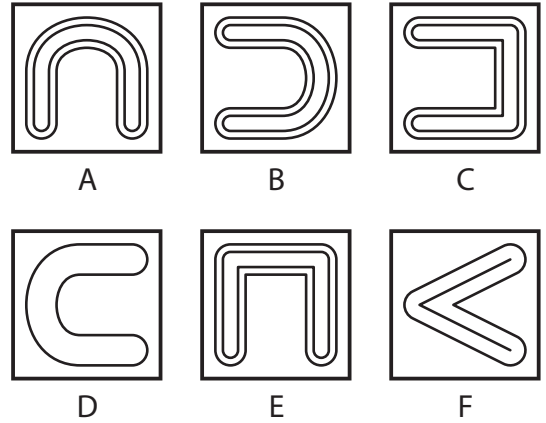



Go to the next page.

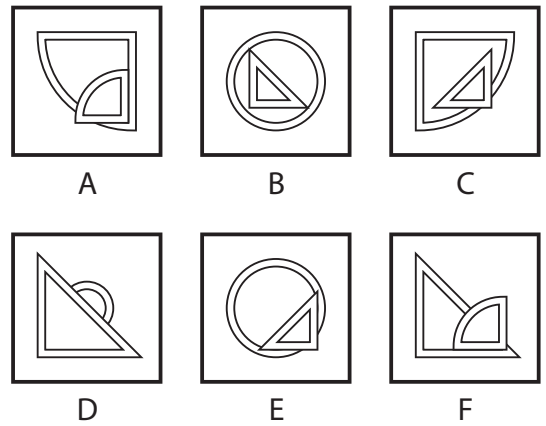



Pictures

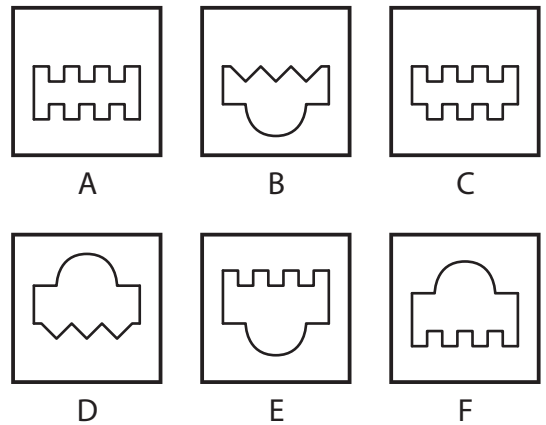

19



20



21



STOP WORKING. You may check your work from this section only.



Answer sheets

The following pages contain the answer sheets, which you can remove from the booklet.

Remember


The **RIGHT** way to mark your answers on the answer sheet



The **WRONG** way to mark your answers on the answer sheet



Answers to Pictures section							
Question	Answer		Question	Answer		Question	Answer
1	C		8	B		15	A
2	E		9	A		16	F
3	A		10	E		17	D
4	D		11	C		18	A
5	F		12	D		19	B
6	E		13	B		20	F
7	C		14	E		21	C

	Exam No:	DfE Number:
	Name:	Gender:
	Date of Birth:	Date of Test:
	Current School:	
	Venue:	
	Session:	

<p>Please write your name here:</p> <p>Do not write outside the box.</p>	<p>Instructions</p> <ol style="list-style-type: none"> 1. Check that you are marking the answer for the correct question number. 2. Mark ONE answer only for each question on this answer sheet. 3. Use an HB pencil and rub out any errors thoroughly.
--	---

Remember, you **must** mark the answers the **RIGHT** way like this: ~~A~~ For example, ~~A~~ ~~B~~ ~~C~~ ~~D~~

Word Choice
Examples page 11

- i ~~A~~ ~~B~~ ~~C~~ ~~D~~ ~~E~~
- ii ~~A~~ ~~B~~ ~~C~~ ~~D~~ ~~E~~

Questions page 12

- 1 ~~A~~ ~~B~~ ~~C~~ ~~D~~ ~~E~~
- 2 ~~A~~ ~~B~~ ~~C~~ ~~D~~ ~~E~~
- 3 ~~A~~ ~~B~~ ~~C~~ ~~D~~ ~~E~~
- 4 ~~A~~ ~~B~~ ~~C~~ ~~D~~ ~~E~~
- 5 ~~A~~ ~~B~~ ~~C~~ ~~D~~ ~~E~~
- 6 ~~A~~ ~~B~~ ~~C~~ ~~D~~ ~~E~~
- 7 ~~A~~ ~~B~~ ~~C~~ ~~D~~ ~~E~~
- page 13
- 8 ~~A~~ ~~B~~ ~~C~~ ~~D~~ ~~E~~
- 9 ~~A~~ ~~B~~ ~~C~~ ~~D~~ ~~E~~
- 10 ~~A~~ ~~B~~ ~~C~~ ~~D~~ ~~E~~
- 11 ~~A~~ ~~B~~ ~~C~~ ~~D~~ ~~E~~
- 12 ~~A~~ ~~B~~ ~~C~~ ~~D~~ ~~E~~
- 13 ~~A~~ ~~B~~ ~~C~~ ~~D~~ ~~E~~
- 14 ~~A~~ ~~B~~ ~~C~~ ~~D~~ ~~E~~
- page 14
- 15 ~~A~~ ~~B~~ ~~C~~ ~~D~~ ~~E~~
- 16 ~~A~~ ~~B~~ ~~C~~ ~~D~~ ~~E~~
- 17 ~~A~~ ~~B~~ ~~C~~ ~~D~~ ~~E~~
- 18 ~~A~~ ~~B~~ ~~C~~ ~~D~~ ~~E~~
- 19 ~~A~~ ~~B~~ ~~C~~ ~~D~~ ~~E~~
- 20 ~~A~~ ~~B~~ ~~C~~ ~~D~~ ~~E~~
- 21 ~~A~~ ~~B~~ ~~C~~ ~~D~~ ~~E~~
- page 15
- 22 ~~A~~ ~~B~~ ~~C~~ ~~D~~ ~~E~~
- 23 ~~A~~ ~~B~~ ~~C~~ ~~D~~ ~~E~~
- 24 ~~A~~ ~~B~~ ~~C~~ ~~D~~ ~~E~~
- 25 ~~A~~ ~~B~~ ~~C~~ ~~D~~ ~~E~~

Comprehension
Examples page 8

- i ~~A~~ ~~B~~ ~~C~~ ~~D~~
- ii ~~A~~ ~~B~~ ~~C~~ ~~D~~

Carefully mark your answers here. Make sure you have the right question.

- 10 ~~A~~ ~~B~~ ~~C~~ ~~D~~
- 11 ~~A~~ ~~B~~ ~~C~~ ~~D~~
- 3 ~~A~~ ~~B~~ ~~C~~ ~~D~~
- 4 ~~A~~ ~~B~~ ~~C~~ ~~D~~
- 5 ~~A~~ ~~B~~ ~~C~~ ~~D~~
- page 12
- 6 ~~A~~ ~~B~~ ~~C~~ ~~D~~
- 7 ~~A~~ ~~B~~ ~~C~~ ~~D~~
- 8 ~~A~~ ~~B~~ ~~C~~ ~~D~~
- 9 ~~A~~ ~~B~~ ~~C~~ ~~D~~
- page 13
- 10 ~~A~~ ~~B~~ ~~C~~ ~~D~~
- 11 ~~A~~ ~~B~~ ~~C~~ ~~D~~
- 12 ~~A~~ ~~B~~ ~~C~~ ~~D~~
- 13 ~~A~~ ~~B~~ ~~C~~ ~~D~~
- page 14
- 14 ~~A~~ ~~B~~ ~~C~~ ~~D~~
- 15 ~~A~~ ~~B~~ ~~C~~ ~~D~~
- 16 ~~A~~ ~~B~~ ~~C~~ ~~D~~
- 17 ~~A~~ ~~B~~ ~~C~~ ~~D~~
- page 15
- 18 ~~A~~ ~~B~~ ~~C~~ ~~D~~
- 19 ~~A~~ ~~B~~ ~~C~~ ~~D~~
- 20 ~~A~~ ~~B~~ ~~C~~ ~~D~~
- 21 ~~A~~ ~~B~~ ~~C~~ ~~D~~
- page 16
- 22 ~~A~~ ~~B~~ ~~C~~ ~~D~~
- 23 ~~A~~ ~~B~~ ~~C~~ ~~D~~
- 24 ~~A~~ ~~B~~ ~~C~~ ~~D~~
- 25 ~~A~~ ~~B~~ ~~C~~ ~~D~~

Pictures
Examples page 11

- i ~~A~~ ~~B~~ ~~C~~ ~~D~~ ~~E~~ ~~F~~
- ii ~~A~~ ~~B~~ ~~C~~ ~~D~~ ~~E~~ ~~F~~

Questions page 12

- 1 ~~A~~ ~~B~~ ~~C~~ ~~D~~ ~~E~~ ~~F~~
- 2 ~~A~~ ~~B~~ ~~C~~ ~~D~~ ~~E~~ ~~F~~
- 3 ~~A~~ ~~B~~ ~~C~~ ~~D~~ ~~E~~ ~~F~~
- page 13
- 4 ~~A~~ ~~B~~ ~~C~~ ~~D~~ ~~E~~ ~~F~~
- 5 ~~A~~ ~~B~~ ~~C~~ ~~D~~ ~~E~~ ~~F~~
- 6 ~~A~~ ~~B~~ ~~C~~ ~~D~~ ~~E~~ ~~F~~
- page 14
- 7 ~~A~~ ~~B~~ ~~C~~ ~~D~~ ~~E~~ ~~F~~
- 8 ~~A~~ ~~B~~ ~~C~~ ~~D~~ ~~E~~ ~~F~~
- 9 ~~A~~ ~~B~~ ~~C~~ ~~D~~ ~~E~~ ~~F~~
- page 15
- 10 ~~A~~ ~~B~~ ~~C~~ ~~D~~ ~~E~~ ~~F~~
- 11 ~~A~~ ~~B~~ ~~C~~ ~~D~~ ~~E~~ ~~F~~
- 12 ~~A~~ ~~B~~ ~~C~~ ~~D~~ ~~E~~ ~~F~~
- page 16
- 13 ~~A~~ ~~B~~ ~~C~~ ~~D~~ ~~E~~ ~~F~~
- 14 ~~A~~ ~~B~~ ~~C~~ ~~D~~ ~~E~~ ~~F~~
- 15 ~~A~~ ~~B~~ ~~C~~ ~~D~~ ~~E~~ ~~F~~
- page 17
- 16 ~~A~~ ~~B~~ ~~C~~ ~~D~~ ~~E~~ ~~F~~
- 17 ~~A~~ ~~B~~ ~~C~~ ~~D~~ ~~E~~ ~~F~~
- 18 ~~A~~ ~~B~~ ~~C~~ ~~D~~ ~~E~~ ~~F~~
- page 18
- 19 ~~A~~ ~~B~~ ~~C~~ ~~D~~ ~~E~~ ~~F~~
- 20 ~~A~~ ~~B~~ ~~C~~ ~~D~~ ~~E~~ ~~F~~
- 21 ~~A~~ ~~B~~ ~~C~~ ~~D~~ ~~E~~ ~~F~~

Remember, you **must** mark the answers the **RIGHT** way like this: ~~A~~ For example, ~~A~~ B C D

Maths 1 - Examples

page 27

i	0	3
	0	0
	1	1
	2	2
	3	3
	4	4
	5	5
	6	6
	7	7
	8	8
	9	9

page 27

ii		
	0	0
	1	1
	2	2
	3	3
	4	4
	5	5
	6	6
	7	7
	8	8
	9	9

page 28

iii	A	B	C	D	E
iv	A	B	C	D	E

Questions

page 30

1		
	0	0
	1	1
	2	2
	3	3
	4	4
	5	5
	6	6
	7	7
	8	8
	9	9

page 31

4		
	0	0
	1	1
	2	2
	3	3
	4	4
	5	5
	6	6
	7	7
	8	8
	9	9

page 32

7		
	0	0
	1	1
	2	2
	3	3
	4	4
	5	5
	6	6
	7	7
	8	8
	9	9

page 33

10		
	0	0
	1	1
	2	2
	3	3
	4	4
	5	5
	6	6
	7	7
	8	8
	9	9

page 33

13	A	B	C	D	E
----	---	---	---	---	---

14	A	B	C	D	E
----	---	---	---	---	---

page 34

15	A	B	C	D	E
----	---	---	---	---	---

16	A	B	C	D	E
----	---	---	---	---	---

17	A	B	C	D	E
----	---	---	---	---	---

18	A	B	C	D	E
----	---	---	---	---	---

page 35

19	A	B	C	D	E
----	---	---	---	---	---

20	A	B	C	D	E
----	---	---	---	---	---

21	A	B	C	D	E
----	---	---	---	---	---

page 36

22	A	B	C	D	E
----	---	---	---	---	---

23	A	B	C	D	E
----	---	---	---	---	---

24	A	B	C	D	E
----	---	---	---	---	---

2		
	0	0
	1	1
	2	2
	3	3
	4	4
	5	5
	6	6
	7	7
	8	8
	9	9

5		
	0	0
	1	1
	2	2
	3	3
	4	4
	5	5
	6	6
	7	7
	8	8
	9	9

8		
	0	0
	1	1
	2	2
	3	3
	4	4
	5	5
	6	6
	7	7
	8	8
	9	9

11		
	0	0
	1	1
	2	2
	3	3
	4	4
	5	5
	6	6
	7	7
	8	8
	9	9

3		
	0	0
	1	1
	2	2
	3	3
	4	4
	5	5
	6	6
	7	7
	8	8
	9	9

6		
	0	0
	1	1
	2	2
	3	3
	4	4
	5	5
	6	6
	7	7
	8	8
	9	9

9		
	0	0
	1	1
	2	2
	3	3
	4	4
	5	5
	6	6
	7	7
	8	8
	9	9

12		
	0	0
	1	1
	2	2
	3	3
	4	4
	5	5
	6	6
	7	7
	8	8
	9	9

This page has been left blank.

WARNING: THIS PAPER AND ITS CONTENTS ARE COPYRIGHT PROTECTED. ANY UNAUTHORISED REPRODUCTION, MODIFICATION, DISTRIBUTION, DISPLAY, TRANSMISSION OR PUBLICATION OF THIS PAPER OR ANY CONTENT CONTAINED HEREIN IS ILLEGAL AND IS EXPRESSLY PROHIBITED. THE COPYRIGHT HOLDER RESERVES THE RIGHT TO TAKE FORMAL LEGAL ACTION AGAINST ANYONE FOUND TO HAVE ILLEGALLY PHOTOCOPIED, REPRODUCED OR PUBLISHED (INCLUDING VIA ANY THIRD PARTY WEBSITE BY ANY MEANS), OR TRANSMITTED THIS PAPER IN WHOLE OR IN PART, IN ANY FORM OR BY ANY MEANS. ALL RIGHTS ARE RESERVED. FAILURE TO COMPLY WITH THIS NOTICE SHALL ESTABLISH PERSONAL LIABILITY AGAINST THE OFFENDER AND THE COPYRIGHT HOLDER RESERVES THE RIGHT TO PURSUE CIVIL ACTION AGAINST ANY INDIVIDUAL FOUND TO BE IN BREACH OF THIS WARNING. SUCH ACTION MAY GIVE RISE TO SIGNIFICANT FINANCIAL PENALTY OR CRIMINAL PROSECUTION.

GRAMMAR SCHOOL ENTRANCE TESTS

FAMILIARISATION GUIDE

This guide tells you about the different types of questions you will be asked when you take the test for real. It will also help you to understand how to use an answer sheet correctly.

You may print copies of this book, for your own use, to practise answering questions and marking your answers on the answer sheet.

WORD CHOICE

What equipment are you allowed to use in the test?

You will be allowed to use these things in the test:

- an HB pencil
- a rubber
- a pencil sharpener

You will **NOT** be able to use any of the following things in the test:

- a ruler
- a calculator
- scrap paper
- a protractor
- a mobile phone
- a camera
- a watch
- any electronic devices
- recording equipment or study notes

Please note: practice materials available in book shops or for sale on the Internet are not genuine CEM resources. This guide is the only official CEM resource available for this assessment.

The test booklets

In the real test, you will be asked to work through **two** question booklets.

You must read the questions in these booklets and then mark your answers on a separate answer sheet. Examples of these booklets and answer sheets are included towards the end of this guide.

A question booklet will look like this.

Booklet serial number: **1**

CEM
Centre for Evaluation & Monitoring

Selective School Assessment for 2023 Entry

Booklet One

Write your full name here:

You will be asked to write your name on the front cover of the question booklet.

The name box on the question booklet will look like this. Practise writing your name in this box now.


DO NOT OPEN THIS BOOKLET UNTIL YOU ARE TOLD TO DO SO

Copyright © 2022 CEM. All Rights Reserved.

The answer sheets

The answer sheet will have your name and some information about you already printed on it. Check that the information shown is correct.

Selective School Assessment for 2023 Entry

	Exam No: _____ DfE Number: _____	
	Name: _____ Gender: _____	
	Date of Birth: _____ Date of Test: _____	
	Current School: _____	
	Venue: _____	
Session: _____		
Please write your name here:	Instructions 1. Check that you are marking the answer for the correct question number. 2. Mark ONE answer only for each question on this answer sheet. 3. Use an HB pencil and rub out any errors thoroughly.	
Do not write outside the box.		
Remember, you must mark the answers the RIGHT way like this: A For example, A B C D		
Comprehension Examples page 2 i A B C D ii A B C D Questions page 4 1 A B C D page 5 2 A B C D 3 A B C D 4 A B C D 5 A B C D page 6 6 A B C D 7 A B C D 8 A B C D 9 A B C D page 7 10 A B C D 11 A B C D 12 A B C D page 8 13 A B C D 14 A B C D 15 A B C D 16 A B C D page 9 17 A B C D 18 A B C D 19 A B C D 20 A B C D page 10 21 A B C D 22 A B C D 23 A B C D 24 A B C D	Word Choice Examples page 12 i A B C D E ii A B C D E Questions page 13 1 A B C D E 2 A B C D E 3 A B C D E 4 A B C D E 5 A B C D E 6 A B C D E 7 A B C D E page 14 8 A B C D E 9 A B C D E 10 A B C D E 11 A B C D E 12 A B C D E 13 A B C D E 14 A B C D E page 15 15 A B C D E 16 A B C D E 17 A B C D E 18 A B C D E 19 A B C D E 20 A B C D E 21 A B C D E page 16 22 A B C D E 23 A B C D E 24 A B C D E 25 A B C D E 26 A B C D E 27 A B C D E 28 A B C D E	Pictures 1 Examples page 18 i A B C D E F ii A B C D E F Questions page 20 1 A B C D E F 2 A B C D E F 3 A B C D E F page 21 4 A B C D E F 5 A B C D E F 6 A B C D E F page 22 7 A B C D E F 8 A B C D E F 9 A B C D E F page 23 10 A B C D E F 11 A B C D E F 12 A B C D E F page 24 13 A B C D E F 14 A B C D E F 15 A B C D E F page 25 16 A B C D E F 17 A B C D E F 18 A B C D E F page 26 19 A B C D E F 20 A B C D E F 21 A B C D E F
Copyright © 2022 CEM. All Rights Reserved.		


An answer sheet will look like this.

You should tell an adult if there are any mistakes on your sheet, or the information is missing.

If you have to write the information on the sheet, do this neatly and carefully. Ask an adult if you need help.

If you have to write your date of birth on the sheet, take care to write your actual date of birth and **NOT** the date you are taking the test.

You will be asked to write your name here, in the small box.

	Exam No: _____ DfE Number: _____
	Name: _____ Gender: _____
	Date of Birth: _____ Date of Test: _____
	Current School: _____
	Venue: _____
Session: _____	
Please write your name here:	Instructions 1. Check that you are marking the answer for the correct question number. 2. Mark ONE answer only for each question on this answer sheet. 3. Use an HB pencil and rub out any errors thoroughly.
Do not write outside the box.	

Information about using the question booklets

Each page of the question booklet will have information to help you shown on it.


- The page number is in the top corner of each page.
- The title of each section is shown on the top line of each page.

Page


5

Comprehension

Instructions at the bottom of the pages include the following symbols and words to explain what you need to do:



Time allowed for the section



Go to the next page



Do not turn the page until you are told to do so



Stop working and await instructions

You will also be given instructions about what to do before the test starts by a voice recording, which may be played through a CD player or a computer. Sometimes an adult in the room may read the instructions to you.

What kinds of question are in the question booklets?

In the test, it will take about an hour to answer the questions in each booklet.

There are a number of sections in each booklet. You may be asked questions about reading, sentences, words and their meanings, mathematics and you will also be asked to solve some shape puzzles.

Each section starts with some examples, showing how to answer the different types of questions.


Example questions are numbered using Roman numerals from i up to vi.

Roman numeral	number
i	1
ii	2
iii	3
iv	4
v	5
vi	6

Please note, these numbers will be read out on the voice recording as 'one', 'two', 'three' etc.

Within each section, you can look back to the example page as often as you wish.

The time available to answer the questions is shown at the start of each section, at the bottom of the example page.



You have 20 minutes for this section.

How to answer the questions

The heading of the section you are working on in the question booklet will be the same on the answer sheet.

Comprehension

Instructions
Carefully read through the passage of writing.
Answer the questions that follow.
Mark your answer on the answer sheet by choosing one of the options A - D.

Example Passage
The girl walked through the bluebells in the wood.
The birds sang.

Example i.
Where did the girl walk?
A In the wood
B In a field
C On the pavement
D On the beach
 The correct answer is: **A** In the wood
 The answer A has been marked for you on your answer sheet.

Example ii.
Who sang?
A The girl
B The boy

The heading in the question booklet is shown here.

Word Choice Examples

i A B C

ii A B C D E

Questions page 12

1 A B C D E

2 A B C D E

3 A B C D E

4 A B C D E

5 A B C D E

6 A B C D E

7 A B C D E

page 13

8 A B C D E

The heading on the answer sheet is shown here.

You must make sure that you mark your answers in the **CORRECT SECTION** of the answer sheet.

Word Choice Examples page 11

i A B C D E

ii A B C D E

Questions page 12

1 A B C D E

2 A B C D E

3 A B C D E

4 A B C D E

5 A B C D E

6 A B C D E

7 A B C D E

page 13

8 A B C D E

The rows on the answer sheet are arranged to match the pages of the question booklet.

The green text tells you on which page the questions appear in the question booklet.

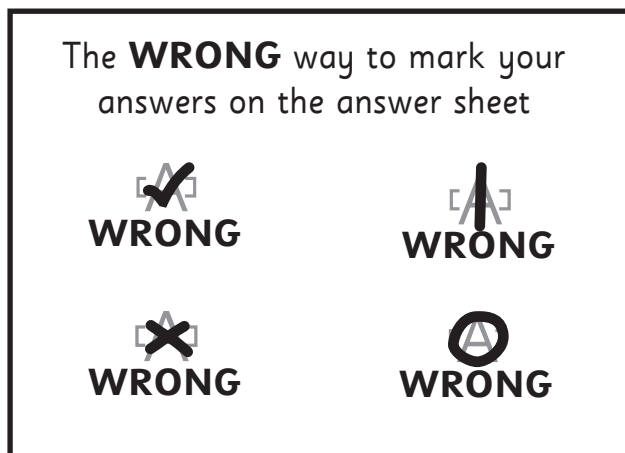
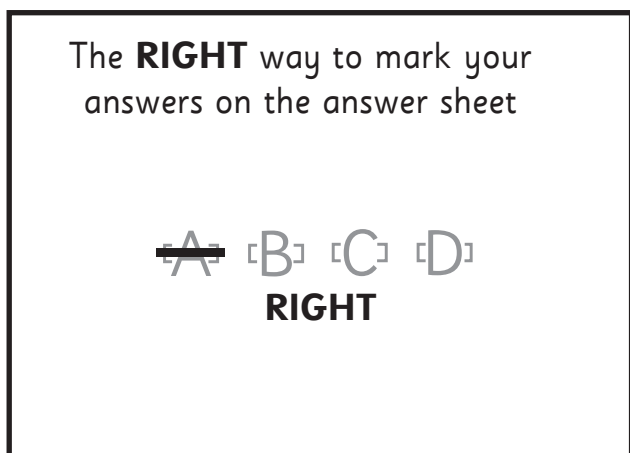
Use this information to check that you are marking your answer in the correct place.

Take care!

If you miss out an answer, remember to leave a gap and mark your next answer on the correct line.

Remember:

- In the real test, you will be given a separate answer sheet for each question booklet.
- You **DO NOT** mark your answers in the question booklet. Following the real test, a computer is used to mark your answer sheets, your question booklets will not be marked, so it is not a good use of your time to be writing answers into the question booklets.
- Mark your answers carefully with one straight line, using a pencil



- Mark only one answer on each line.
- If you don't know an answer, move on, but take care to mark your next answer on the correct line.
- If you make a mistake, or change your mind, rub out your answer carefully and clearly mark the new answer.

What will a Word Choice section be like?

The Word Choice section tests your vocabulary skills, that is your knowledge of words and their meanings and how words relate to each other.

This guide includes a section of Word Choice questions for you to answer.

There are 25 questions and you have 6 minutes to answer.

Find the 'Word Choice' section (it starts on page 11 of this guide) and also find the answer sheet on page 17.

You may want to remove the answer sheet from this guide to make it easier to use.

Word Choice questions: Example i

- Find the beginning of the Word Choice section on page 11 of this guide and also look at your answer sheet.
- You are given a word and are asked to find a word with an **OPPOSITE** meaning from a group of five other words.
- In Example i, you must find the word which has the **OPPOSITE** meaning to 'asleep'. The correct choice is 'awake', because asleep and awake have opposite meanings.

Example i.

	A	B	C	D	E
asleep	dormant	awake	naughty	shy	happy

The correct answer is:

B

awake

The answer B has been marked for you on your answer sheet.

- The correct answer to Example i, 'B', has been marked in the example answer sheet shown below.
- Because the letter 'B' appears above the word 'awake', a line has been marked across the letter 'B' on the answer sheet in the 'Word Choice' section.

Word Choice		page 11				
Examples						
i	⌂A⌂	⌂B⌂	⌂C⌂	⌂D⌂	⌂E⌂	
ii	⌂A⌂	⌂B⌂	⌂C⌂	⌂D⌂	⌂E⌂	

Word Choice questions: Example ii

In Example ii, you must find the word which has the **OPPOSITE** meaning to 'rich'.

- The correct answer is 'poor', because rich and poor have **OPPOSITE** meanings.

Example ii.

	A	B	C	D	E
rich	angry	generous	poor	famous	hungry

The correct answer is:

C

poor

Mark the box with the letter C on your answer sheet.

- As the letter 'C' appears above the word 'poor', you should use an HB pencil to clearly mark a straight line across the letter 'C' on your answer sheet, on row ii of the 'Word Choice' section. Try this in the example here

ii	A	B	C	D	E
----	---	---	---	---	---

 and also on your practise answer sheet.


Word Choice					
Examples					
i	A	B	C	D	E
ii	A	B	C	D	E

page 11

How long will you have to answer the Word Choice questions?

In this Word Choice exercise, there are 25 questions and you are allowed 6 minutes to answer them.

In the real test you will be told how long you have to answer the questions in a section by a message in the question booklet like this:




You have **15** minutes for this section

The recorded voice instructions will also provide you with a reminder.

Helpful things to remember

- You must work quickly and carefully if you are to answer all of the questions, always remembering to mark the correct answer in the right place on your answer sheet.
- Try to answer as many questions as you can. If you cannot answer a question, do not worry, just move on to the next question within the section.
- The answers are grouped to match the pages on which the questions appear. There is a gap between the answers where one page of questions ends and the next starts.
- If you find a mistake, carefully rub out the incorrect answer and replace it with your new choice.
- If you miss out a question, be careful to leave a gap on your answer sheet and mark the answer to the next question in the correct place.

Now try answering some Word Choice questions.

- Between pages 11 and 15 there are some Word Choice questions for you to answer.
- Remember to use the correct part of your answer sheet.
- When you have decided on the correct answer, look to see which letter appears below your chosen shape.
- Then, use an HB pencil to mark a straight line across this letter on the appropriate row 1 of the 'Word Choice' section **ON YOUR ANSWER SHEET.**
- For example, mark the answer to question 1 here: 
- You **DO NOT** have to mark the answer in the question booklet. In the real test, a computer marks your answer sheet, your question booklet will not be marked.
- Once you have answered question 1, move quickly to question 2.
- You will **NOT** be asked to move on to the next question, just keep working through the questions as quickly as you can.
- When you have finished, you can check your answers using the table on page 18 of this guide.

Word Choice					
Examples page 11					
i	<input type="radio"/> A	<input checked="" type="radio"/> B	<input type="radio"/> C	<input type="radio"/> D	<input type="radio"/> E
ii	<input type="radio"/> A	<input type="radio"/> B	<input type="radio"/> C	<input type="radio"/> D	<input type="radio"/> E
Questions page 12					
1	<input type="radio"/> A	<input type="radio"/> B	<input type="radio"/> C	<input type="radio"/> D	<input type="radio"/> E
2	<input type="radio"/> A	<input type="radio"/> B	<input type="radio"/> C	<input type="radio"/> D	<input type="radio"/> E
3	<input type="radio"/> A	<input type="radio"/> B	<input type="radio"/> C	<input type="radio"/> D	<input type="radio"/> E

Instructions

Select the word that means the **OPPOSITE** of the word on the left.

Mark your answer on the answer sheet by choosing one of the options A - E.

There is only one right answer for each question.

Example i.

	A	B	C	D	E
asleep	dormant	awake	naughty	shy	happy

The correct answer is:
awake


The answer B has been marked for you on your answer sheet.

Example ii.

	A	B	C	D	E
rich	angry	generous	poor	famous	hungry

The correct answer is:
poor

Mark the box with the letter C on your answer sheet.



You have **6** minutes for this section.

DO NOT turn this page until you are told to do so.



Word Choice

1 exhausted

A	B	C	D	E
puzzled	worried	determined	starving	refreshed

2 comfort

A	B	C	D	E
dismiss	discharge	distress	disagree	distaste

3 polluted

A	B	C	D	E
fast	clean	shiny	grand	safe

4 discard

A	B	C	D	E
display	steal	melt	keep	destroy

5 disruptive

A	B	C	D	E
friendly	generous	cheerful	lazy	obedient

6 grouchy

A	B	C	D	E
calm	pleasant	hostile	delicate	sickly

7 subtle

A	B	C	D	E
unusual	obvious	important	friendly	expensive

Go to the next page.



8 valley

A	B	C	D	E
hill	nook	arch	scene	track

9 unite

A	B	C	D	E
decide	dismiss	distract	define	divide

10 reckless

A	B	C	D	E
ambitious	fictitious	cautious	suspicious	tremendous

11 timid

A	B	C	D	E
bold	funny	unhappy	smart	weak

12 muffle

A	B	C	D	E
accelerate	aggravate	agree	amplify	amuse


13 dishevelled

A	B	C	D	E
brave	tidy	friendly	empty	simple

14 vibrant

A	B	C	D	E
dull	smooth	silent	delicate	still

Go to the next page.



Word Choice

15 vulnerable

A	B	C	D	E
intelligent	magnificent	permanent	innocent	protected

16 strenuous

A	B	C	D	E
crazy	funny	heavy	naughty	easy

17 monumental

A	B	C	D	E
invisible	inappropriate	infinite	insignificant	ineffective

18 resourceful

A	B	C	D	E
destructive	unresponsive	extensive	reactive	unimaginative

19 bliss

A	B	C	D	E
previous	misery	privacy	madness	darkness

20 detest

A	B	C	D	E
check	belong	weaken	love	bend

21 obstruct

A	B	C	D	E
hide	treat	assist	empty	find

Go to the next page.



22 juvenile

A	B	C	D	E
elderly	antisocial	typical	substantial	deliberate

23 exceptional

A	B	C	D	E
intense	permissible	abrupt	ordinary	conclusive

24 experienced

A	B	C	D	E
naïve	nimble	naughty	negative	natural

25 prominent

A	B	C	D	E
foreign	distant	unimportant	wealthy	exciting

STOP WORKING. You may check your work from this section only.



Answer sheets

The following pages contain the answer sheets, which you can remove from the booklet.

Remember

The **RIGHT** way to mark your answers on the answer sheet



The **WRONG** way to mark your answers on the answer sheet



Answers to Word Choice section

Question	Answer	Question	Answer	Question	Answer
1	E	10	C	19	B
2	C	11	A	20	D
3	B	12	D	21	C
4	D	13	B	22	A
5	E	14	A	23	D
6	B	15	E	24	A
7	B	16	E	25	C
8	A	17	D		
9	E	18	E		



Exam No:	DfE Number:
Name:	Gender:
Date of Birth:	Date of Test:
Current School:	
Venue:	
Session:	

Please write your name here:

Do not write outside the box.

Instructions

1. Check that you are marking the answer for the correct question number.
2. Mark ONE answer only for each question on this answer sheet.
3. Use an HB pencil and rub out any errors thoroughly.

Remember, you **must** mark the answers the **RIGHT** way like this: ~~A~~ For example, ~~A~~ B C D

Word Choice	Examples	page 11
i	A B <input type="radio"/> C <input type="radio"/> D <input type="radio"/> E	
ii	<input type="radio"/> A <input type="radio"/> B <input type="radio"/> C <input type="radio"/> D <input type="radio"/> E	
Questions		page 12
1	<input type="radio"/> A <input type="radio"/> B <input type="radio"/> C <input type="radio"/> D <input type="radio"/> E	
2	<input type="radio"/> A <input type="radio"/> B <input type="radio"/> C <input type="radio"/> D <input type="radio"/> E	
3	<input type="radio"/> A <input type="radio"/> B <input type="radio"/> C <input type="radio"/> D <input type="radio"/> E	
4	<input type="radio"/> A <input type="radio"/> B <input type="radio"/> C <input type="radio"/> D <input type="radio"/> E	
5	<input type="radio"/> A <input type="radio"/> B <input type="radio"/> C <input type="radio"/> D <input type="radio"/> E	
6	<input type="radio"/> A <input type="radio"/> B <input type="radio"/> C <input type="radio"/> D <input type="radio"/> E	
7	<input type="radio"/> A <input type="radio"/> B <input type="radio"/> C <input type="radio"/> D <input type="radio"/> E	
		page 13
8	<input type="radio"/> A <input type="radio"/> B <input type="radio"/> C <input type="radio"/> D <input type="radio"/> E	
9	<input type="radio"/> A <input type="radio"/> B <input type="radio"/> C <input type="radio"/> D <input type="radio"/> E	
10	<input type="radio"/> A <input type="radio"/> B <input type="radio"/> C <input type="radio"/> D <input type="radio"/> E	
11	<input type="radio"/> A <input type="radio"/> B <input type="radio"/> C <input type="radio"/> D <input type="radio"/> E	
12	<input type="radio"/> A <input type="radio"/> B <input type="radio"/> C <input type="radio"/> D <input type="radio"/> E	
13	<input type="radio"/> A <input type="radio"/> B <input type="radio"/> C <input type="radio"/> D <input type="radio"/> E	
14	<input type="radio"/> A <input type="radio"/> B <input type="radio"/> C <input type="radio"/> D <input type="radio"/> E	
		page 14
15	<input type="radio"/> A <input type="radio"/> B <input type="radio"/> C <input type="radio"/> D <input type="radio"/> E	
16	<input type="radio"/> A <input type="radio"/> B <input type="radio"/> C <input type="radio"/> D <input type="radio"/> E	
17	<input type="radio"/> A <input type="radio"/> B <input type="radio"/> C <input type="radio"/> D <input type="radio"/> E	
18	<input type="radio"/> A <input type="radio"/> B <input type="radio"/> C <input type="radio"/> D <input type="radio"/> E	
19	<input type="radio"/> A <input type="radio"/> B <input type="radio"/> C <input type="radio"/> D <input type="radio"/> E	
20	<input type="radio"/> A <input type="radio"/> B <input type="radio"/> C <input type="radio"/> D <input type="radio"/> E	
21	<input type="radio"/> A <input type="radio"/> B <input type="radio"/> C <input type="radio"/> D <input type="radio"/> E	
		page 15
22	<input type="radio"/> A <input type="radio"/> B <input type="radio"/> C <input type="radio"/> D <input type="radio"/> E	
23	<input type="radio"/> A <input type="radio"/> B <input type="radio"/> C <input type="radio"/> D <input type="radio"/> E	
24	<input type="radio"/> A <input type="radio"/> B <input type="radio"/> C <input type="radio"/> D <input type="radio"/> E	
25	<input type="radio"/> A <input type="radio"/> B <input type="radio"/> C <input type="radio"/> D <input type="radio"/> E	

Comprehension	Examples	page 8
i	A <input type="radio"/> B <input type="radio"/> C <input type="radio"/> D	
ii	<input type="radio"/> A <input type="radio"/> B <input type="radio"/> C <input type="radio"/> D	
Questions		
1	<input type="radio"/> A <input type="radio"/> B <input type="radio"/> C <input type="radio"/> D	
2	<input type="radio"/> A <input type="radio"/> B <input type="radio"/> C <input type="radio"/> D	
3	<input type="radio"/> A <input type="radio"/> B <input type="radio"/> C <input type="radio"/> D	
4	<input type="radio"/> A <input type="radio"/> B <input type="radio"/> C <input type="radio"/> D	
5	<input type="radio"/> A <input type="radio"/> B <input type="radio"/> C <input type="radio"/> D	
		page 12
6	<input type="radio"/> A <input type="radio"/> B <input type="radio"/> C <input type="radio"/> D	
7	<input type="radio"/> A <input type="radio"/> B <input type="radio"/> C <input type="radio"/> D	
8	<input type="radio"/> A <input type="radio"/> B <input type="radio"/> C <input type="radio"/> D	
9	<input type="radio"/> A <input type="radio"/> B <input type="radio"/> C <input type="radio"/> D	
		page 13
10	<input type="radio"/> A <input type="radio"/> B <input type="radio"/> C <input type="radio"/> D	
11	<input type="radio"/> A <input type="radio"/> B <input type="radio"/> C <input type="radio"/> D	
12	<input type="radio"/> A <input type="radio"/> B <input type="radio"/> C <input type="radio"/> D	
13	<input type="radio"/> A <input type="radio"/> B <input type="radio"/> C <input type="radio"/> D	
		page 14
14	<input type="radio"/> A <input type="radio"/> B <input type="radio"/> C <input type="radio"/> D	
15	<input type="radio"/> A <input type="radio"/> B <input type="radio"/> C <input type="radio"/> D	
16	<input type="radio"/> A <input type="radio"/> B <input type="radio"/> C <input type="radio"/> D	
17	<input type="radio"/> A <input type="radio"/> B <input type="radio"/> C <input type="radio"/> D	
		page 15
18	<input type="radio"/> A <input type="radio"/> B <input type="radio"/> C <input type="radio"/> D	
19	<input type="radio"/> A <input type="radio"/> B <input type="radio"/> C <input type="radio"/> D	
20	<input type="radio"/> A <input type="radio"/> B <input type="radio"/> C <input type="radio"/> D	
21	<input type="radio"/> A <input type="radio"/> B <input type="radio"/> C <input type="radio"/> D	
		page 16
22	<input type="radio"/> A <input type="radio"/> B <input type="radio"/> C <input type="radio"/> D	
23	<input type="radio"/> A <input type="radio"/> B <input type="radio"/> C <input type="radio"/> D	
24	<input type="radio"/> A <input type="radio"/> B <input type="radio"/> C <input type="radio"/> D	
25	<input type="radio"/> A <input type="radio"/> B <input type="radio"/> C <input type="radio"/> D	

Pictures	Examples	page 11
i	A <input type="radio"/> B <input type="radio"/> C <input type="radio"/> D <input type="radio"/> E <input type="radio"/> F	
ii	<input type="radio"/> A <input type="radio"/> B <input type="radio"/> C <input type="radio"/> D <input type="radio"/> E <input type="radio"/> F	
Questions		page 12
1	<input type="radio"/> A <input type="radio"/> B <input type="radio"/> C <input type="radio"/> D <input type="radio"/> E <input type="radio"/> F	
2	<input type="radio"/> A <input type="radio"/> B <input type="radio"/> C <input type="radio"/> D <input type="radio"/> E <input type="radio"/> F	
3	<input type="radio"/> A <input type="radio"/> B <input type="radio"/> C <input type="radio"/> D <input type="radio"/> E <input type="radio"/> F	
		page 13
4	<input type="radio"/> A <input type="radio"/> B <input type="radio"/> C <input type="radio"/> D <input type="radio"/> E <input type="radio"/> F	
5	<input type="radio"/> A <input type="radio"/> B <input type="radio"/> C <input type="radio"/> D <input type="radio"/> E <input type="radio"/> F	
6	<input type="radio"/> A <input type="radio"/> B <input type="radio"/> C <input type="radio"/> D <input type="radio"/> E <input type="radio"/> F	
		page 14
7	<input type="radio"/> A <input type="radio"/> B <input type="radio"/> C <input type="radio"/> D <input type="radio"/> E <input type="radio"/> F	
8	<input type="radio"/> A <input type="radio"/> B <input type="radio"/> C <input type="radio"/> D <input type="radio"/> E <input type="radio"/> F	
9	<input type="radio"/> A <input type="radio"/> B <input type="radio"/> C <input type="radio"/> D <input type="radio"/> E <input type="radio"/> F	
		page 15
10	<input type="radio"/> A <input type="radio"/> B <input type="radio"/> C <input type="radio"/> D <input type="radio"/> E <input type="radio"/> F	
11	<input type="radio"/> A <input type="radio"/> B <input type="radio"/> C <input type="radio"/> D <input type="radio"/> E <input type="radio"/> F	
12	<input type="radio"/> A <input type="radio"/> B <input type="radio"/> C <input type="radio"/> D <input type="radio"/> E <input type="radio"/> F	
		page 16
13	<input type="radio"/> A <input type="radio"/> B <input type="radio"/> C <input type="radio"/> D <input type="radio"/> E <input type="radio"/> F	
14	<input type="radio"/> A <input type="radio"/> B <input type="radio"/> C <input type="radio"/> D <input type="radio"/> E <input type="radio"/> F	
15	<input type="radio"/> A <input type="radio"/> B <input type="radio"/> C <input type="radio"/> D <input type="radio"/> E <input type="radio"/> F	
		page 17
16	<input type="radio"/> A <input type="radio"/> B <input type="radio"/> C <input type="radio"/> D <input type="radio"/> E <input type="radio"/> F	
17	<input type="radio"/> A <input type="radio"/> B <input type="radio"/> C <input type="radio"/> D <input type="radio"/> E <input type="radio"/> F	
18	<input type="radio"/> A <input type="radio"/> B <input type="radio"/> C <input type="radio"/> D <input type="radio"/> E <input type="radio"/> F	
		page 18
19	<input type="radio"/> A <input type="radio"/> B <input type="radio"/> C <input type="radio"/> D <input type="radio"/> E <input type="radio"/> F	
20	<input type="radio"/> A <input type="radio"/> B <input type="radio"/> C <input type="radio"/> D <input type="radio"/> E <input type="radio"/> F	
21	<input type="radio"/> A <input type="radio"/> B <input type="radio"/> C <input type="radio"/> D <input type="radio"/> E <input type="radio"/> F	

Carefully mark your answers here. Make sure you have the right question.

Remember, you **must** mark the answers the **RIGHT** way like this: ~~A~~ For example, ~~A~~ B C D

Maths 1 - Examples

page 27

i	0	3
	0	0
	1	1
	2	2
	3	3
	4	4
	5	5
	6	6
	7	7
	8	8
	9	9

page 27

ii		
	0	0
	1	1
	2	2
	3	3
	4	4
	5	5
	6	6
	7	7
	8	8
	9	9

page 28

iii	A	B	C	D	E
iv	A	B	C	D	E

Questions

page 30

1		
	0	0
	1	1
	2	2
	3	3
	4	4
	5	5
	6	6
	7	7
	8	8
	9	9

page 31

4		
	0	0
	1	1
	2	2
	3	3
	4	4
	5	5
	6	6
	7	7
	8	8
	9	9

page 32

7		
	0	0
	1	1
	2	2
	3	3
	4	4
	5	5
	6	6
	7	7
	8	8
	9	9

page 33

10		
	0	0
	1	1
	2	2
	3	3
	4	4
	5	5
	6	6
	7	7
	8	8
	9	9

page 33

13	A	B	C	D	E
----	---	---	---	---	---

14	A	B	C	D	E
----	---	---	---	---	---

page 34

15	A	B	C	D	E
----	---	---	---	---	---

16	A	B	C	D	E
----	---	---	---	---	---

17	A	B	C	D	E
----	---	---	---	---	---

18	A	B	C	D	E
----	---	---	---	---	---

page 35

19	A	B	C	D	E
----	---	---	---	---	---

20	A	B	C	D	E
----	---	---	---	---	---

21	A	B	C	D	E
----	---	---	---	---	---

page 36

22	A	B	C	D	E
----	---	---	---	---	---

23	A	B	C	D	E
----	---	---	---	---	---

24	A	B	C	D	E
----	---	---	---	---	---

2		
	0	0
	1	1
	2	2
	3	3
	4	4
	5	5
	6	6
	7	7
	8	8
	9	9

5		
	0	0
	1	1
	2	2
	3	3
	4	4
	5	5
	6	6
	7	7
	8	8
	9	9

8		
	0	0
	1	1
	2	2
	3	3
	4	4
	5	5
	6	6
	7	7
	8	8
	9	9

11		
	0	0
	1	1
	2	2
	3	3
	4	4
	5	5
	6	6
	7	7
	8	8
	9	9

3		
	0	0
	1	1
	2	2
	3	3
	4	4
	5	5
	6	6
	7	7
	8	8
	9	9

6		
	0	0
	1	1
	2	2
	3	3
	4	4
	5	5
	6	6
	7	7
	8	8
	9	9

9		
	0	0
	1	1
	2	2
	3	3
	4	4
	5	5
	6	6
	7	7
	8	8
	9	9

12		
	0	0
	1	1
	2	2
	3	3
	4	4
	5	5
	6	6
	7	7
	8	8
	9	9

This page has been left blank.

WARNING: THIS PAPER AND ITS CONTENTS ARE COPYRIGHT PROTECTED. ANY UNAUTHORISED REPRODUCTION, MODIFICATION, DISTRIBUTION, DISPLAY, TRANSMISSION OR PUBLICATION OF THIS PAPER OR ANY CONTENT CONTAINED HEREIN IS ILLEGAL AND IS EXPRESSLY PROHIBITED. THE COPYRIGHT HOLDER RESERVES THE RIGHT TO TAKE FORMAL LEGAL ACTION AGAINST ANYONE FOUND TO HAVE ILLEGALLY PHOTOCOPIED, REPRODUCED OR PUBLISHED (INCLUDING VIA ANY THIRD PARTY WEBSITE BY ANY MEANS), OR TRANSMITTED THIS PAPER IN WHOLE OR IN PART, IN ANY FORM OR BY ANY MEANS. ALL RIGHTS ARE RESERVED. FAILURE TO COMPLY WITH THIS NOTICE SHALL ESTABLISH PERSONAL LIABILITY AGAINST THE OFFENDER AND THE COPYRIGHT HOLDER RESERVES THE RIGHT TO PURSUE CIVIL ACTION AGAINST ANY INDIVIDUAL FOUND TO BE IN BREACH OF THIS WARNING. SUCH ACTION MAY GIVE RISE TO SIGNIFICANT FINANCIAL PENALTY OR CRIMINAL PROSECUTION.